



City of Farmington
354 W. Main Street
P.O. Box 150
Farmington, AR 72730
479-267-3865
479-267-3805 (fax)

AMENDED CITY COUNCIL AGENDA
October 11, 2021

**CITY COUNCIL MEETING WILL BE CLOSED TO THE
PUBLIC. PUBLIC CAN ATTEND VIA ZOOM.**

A regular meeting of the Farmington City Council will be held on
Monday, October 11, 2021, at 6:00 p.m.
City Hall
354 W. Main Street, Farmington, Arkansas.

1. Call to Order – Mayor Ernie Penn
2. Roll Call – City Clerk Kelly Penn
3. Pledge of Allegiance
4. Comments from Citizens – the Council will hear brief comments at this time from citizens. No action will be taken. All comments will be taken under advisement.
5. Approval of the minutes - September 13, 2021, City Council Minutes
6. Financial Reports
7. Entertain a motion to read all ordinances and resolutions by title only.
8. Proclamations, special announcements, committee/commission/council appointments.
 - a. **Appoint Judy Phillips to Library Board.**
9. Committee Reports
 - b. Street Committee
 - c. Community Development Committee
 - d. Park & Recreation Committee
10. Items to be removed from City of Farmington Inventory – **NONE**

NEW BUSINESS

11. Resolution No. 2021-08 – A resolution adopting a Future Land Use Plan for the City of Farmington, Arkansas.

12. Ordinance No. 2021-17 – An ordinance levying a tax on the real and personal property within the City of Farmington, Arkansas, for the year 2022 fixing the rate thereof at 5.0 mils and certifying the same to the County Clerk of Washington County, Arkansas.

13. Request approval a contract for the vehicle exhaust system.

14. Review the Legislative Audit for 2020

INFORMATIONAL ITEMS:

- A. City Business Manager Report
- B. Court Clerk Monthly Distribution Report
- C. Fire Department Report
- D. Police Department Report
- E. Building/Public Works Report
- F. Library Report
- G. Sports & Recreation Report
- H. Planning Commission Minutes
- I. Ozark Regional Transit

MINUTES

Minutes of the Regular Farmington City Council Meeting September 13th, 2021

Due to the Covid 19 pandemic, a state of emergency was declared by Arkansas Governor Asa Hutchinson, in order to comply to social distancing requirements this meeting was held virtually using the Zoom Meeting system. Mayor Penn, City Clerk Penn, City Business Manager McCarville, Police Chief Hubbard, Fire Chief Hellard, Public Works Director Shelley, City Building Inspector Bramall Court Clerk Bentley and Librarian Sawyer were physically at City Hall. The regular meeting of the City Council scheduled for Monday, September 13th, 2021 was called to order at 6:00 pm by Mayor Ernie Penn. City Clerk Kelly Penn called the roll and the following Council Members answered to their names: Sherry Mathews, Hunter Carnahan, Keith Lipford, Linda Bell (via Zoom), Brenda Cunningham, Bobby Morgan (via Zoom), Diane Bryant and Shelly Parsley. City Attorney Tennant attended via zoom.

Comments from Citizens – NONE

Approval of the minutes for the August 9th, 2021 Regular Meeting. On the motion of Council Member Bryant and a second by Council Member Parsley and by the consent of all Council Members present after a roll call vote, the minutes were approved as presented by a vote of 8-0.

Financial Reports – Mayor Penn presented the financial reports.

Entertain a motion to read all Ordinances and Resolutions by title only. On the motion of Council Member Cunningham and a second by Council Member Lipford and by the consent of all Council Members present after a roll call vote, the motion to read all Ordinances and Resolutions by title only was approved 8-0.

Proclamations, Special Announcements, Committee/Commission Appointments. Committee Reports - Fire Chief Hellard recognized Rudy Ayala and Dalton Frazier for completing their probationary fire training.

Committee Reports – None

Items to be removed from City of Farmington Inventory – None

Old Business –

Ordinance 2021-10 An ordinance requiring premises to be kept free from weeds, rank grass, garbage, rubbish, and other unsightly and unsanitary articles: requiring property owners to eliminate, fill up or remove stagnant pools of water or any other unsanitary thing, place or condition which might become a breeding place for mosquitoes, flies and germs harmful to the health of the community, prescribing a procedure to be followed in such cases.

Council Member Bryant made a motion to place Ordinance 2021-10 on its third and final reading by title only, it was seconded by Council Member Lipford and after a roll call vote the motion passed 8-0. City Attorney Tennant read the ordinance by title only one time. Mayor Penn asked Shall the Ordinance pass? After a roll call vote, the motion was approved 8-0.

Ordinance 2021-11 An ordinance providing for the condemnation and removal of houses, buildings and /or structures constituting a nuisance within the corporate city limits providing for a lien on the property: providing for a penalty, therefore and for other purposes.

Council Member Bell made a motion to place Ordinance 2021-11 on its third and final reading by title only, it was seconded by Council Member Parsley and after a roll call vote the motion passed 8-0. City Attorney Tennant read the ordinance by title only one time. Mayor Penn asked Shall the Ordinance pass? After a roll call vote the motion was approved 8-0.

New Business

Ordinance 2021-15 – An Ordinance waiving requirements of competitive bidding for the Richmond Road and awarding the contract to Sisemore Paving in the City of Farmington pursuant to A.C.A. 14-58-303 (b) (2) (B)

Council Member Carnahan made a motion to suspend the rule requiring the reading of an ordinance in full on 3 different dates be suspended and for Ordinance 2021-15 be read 1 time by title only, it was seconded by Council Member Parsley and after a roll call vote, the motion was approved 8-0. City Attorney Tennant read Ordinance 2021-15 by title only. Mayor Penn asked Shall the ordinance pass? After a roll call vote the motion passed 8-0. A motion to pass Ordinance 2021-15 with an Emergency Clause was made by Council Member Carnahan and seconded by Council Member Lipford, after a roll call vote the motion passed 8-0.

Ordinance 2021-16 – An Ordinance to update, revise and adopt provisions for the Farmington Fire Department and repealing all other ordinances or parts of ordinances in conflict herewith.

Council Member Lipford made a motion to suspend the rule requiring the reading of an ordinance in full on 3 different dates be suspended and for Ordinance 2021-16 be read 1 time by title only, it was seconded by Council Member Bryant and after a roll call vote, the motion was approved 8-0. City Attorney Tennant read Ordinance 2021-16 by title only. Mayor Penn asked Shall the ordinance pass? After a roll call vote the motion passed 7-0-1, with Council Member Carnahan abstaining. A motion to pass Ordinance 2021-16 with an Emergency Clause was made by Council Member Mathews and seconded by Council Member Parsley, after a roll call vote the motion passed 8-0.

Reward bid for Rainsong Street Drainage Improvements to NEC

On the motion of Council Member Bell and a second by Council Member Mathews and by the consent of all Council Members present after a roll call vote, the bid for NEC in the amount of \$54,964.00 was approved by a vote of 8-0.

There being no further business to come before the council and on the motion of Council Member Bryant and seconded by Council Member Cunningham and by the consent of all members present, the meeting adjourned at 6:40 pm until the next regularly scheduled meeting to be held Monday, October 11th, 2021 in the City Council Chambers at City Hall, located at 354 West Main Street, Farmington, Arkansas.

Approved:

Attest

Mayor Ernie L. Penn

City Clerk Kelly Penn

Financial

MONTH	CITY SALES TAX		STATE SALES TAX	
	2020	2021	2020	2021
JANUARY	\$ 130,377.70	\$ 176,605.15	\$ 109,715.61	\$ 118,422.94
FEBRUARY	\$ 148,481.02	\$ 191,113.19	\$ 122,277.31	\$ 132,077.29
MARCH	\$ 133,975.76	\$ 173,156.53	\$ 100,333.67	\$ 116,243.77
APRIL	\$ 131,834.17	\$ 159,711.77	\$ 103,587.92	\$ 103,435.79
MAY	\$ 152,891.65	\$ 212,317.86	\$ 110,933.27	\$ 145,997.63
JUNE	\$ 149,081.37	\$ 195,552.42	\$ 104,879.92	\$ 133,392.16
JULY	\$ 155,807.30	\$ 203,173.25	\$ 112,770.07	\$ 133,013.22
AUGUST	\$ 174,923.16	\$ 207,265.88	\$ 121,519.40	\$ 130,850.39
SEPTEMBER	\$ 174,374.84	\$ 239,117.11	\$ 120,630.07	\$ 136,498.27
OCTOBER	\$ 165,123.09		\$ 123,932.96	
NOVEMBER	\$ 167,887.60		\$ 121,853.11	
DECEMBER	\$ 178,934.79		\$ 119,188.29	
Monthly Comparison -September 2020/September 2021		\$ 64,742.27		\$ 15,868.20
			Increase (Decrease)	\$ 80,610.47
YTD comparison		Increase for 2021 over 2020 YTD - City Sales Tax		Increase for 2021 over 2020 YTD - State Sales Tax
Total Actual Income vs 2021 Budgeted Income	County Wide Sales Tax	City Sales Tax		\$ 143,284.22
Budget 2021	\$1,260,000.00	\$1,475,000.00	Total Sales Tax	\$ 549,550.41
Actual 2021 (thru September)	\$1,149,931.46	\$1,758,013.16	Increase YTD 2020	

10/6/2021

GENERAL FUND

9:04 AM

Statement of Revenue and Expenditures

	Year-To-Date	Annual Budget	Jan 2021
	Jan 2021	Jan 2021	Dec 2021
	Sep 2021	Dec 2021	Percent of
	Actual		Budget
Revenue & Expenditures			
GENERAL REVENUES			
Revenue			
ACCIDENT REPORT REVENUES	1,141.80	1,500.00	76.12%
ACT 833	18,440.63	20,000.00	92.20%
ALCOHOL SALES TAX	4,627.40	3,500.00	132.21%
ANIMAL CONTROL REVENUES	1,792.55	2,500.00	71.70%
BUILDING INSPECTION FEES	397,756.21	130,000.00	305.97%
BUSINESS LICENSES	6,035.50	6,000.00	100.59%
CITY COURT FINES	108,215.74	120,000.00	90.18%
CITY SALES TAX REVENUES	1,758,013.16	1,475,000.00	119.19%
COUNTY TURNBACK	417,314.29	475,000.00	87.86%
DEVELOPMENT FEES	46,450.18	10,000.00	464.50%
FRANCHISE FEES	315,287.77	375,000.00	84.08%
GARAGE SALE PERMITS	1,578.40	2,500.00	63.14%
GRANTS	767,118.50	0.00	0.00%
INTEREST REVENUES	20,948.05	25,000.00	83.79%
MISCELLANEOUS REVENUES	17,288.25	0.00	0.00%
Off Duty Police Reimbursement	0.00	4,000.00	0.00%
PARK RENTAL	6,752.25	3,500.00	192.92%
PAYMENT IN LIEU OF	175,600.00	150,000.00	117.07%
SALES TAX - OTHER	1,149,931.46	1,260,000.00	91.26%
SPORTS COMPLEX FEES	36,088.50	35,000.00	103.11%
SRO REIMBURSEMENT REVENUES	57,254.97	100,000.00	57.25%
STATE TURNBACK	79,883.46	95,000.00	84.09%
Revenue	\$5,387,519.07	\$4,293,500.00	

10/6/2021

GENERAL FUND

9:04 AM

Statement of Revenue and Expenditures

	Year-To-Date	Annual Budget	Jan 2021
	Jan 2021	Jan 2021	Dec 2021
	Sep 2021	Dec 2021	Percent of
	Actual		Budget
ADMINISTRATIVE DEPT			
Expenses			
ADDITIONAL SERVICES EXPENSE	172,005.83	180,000.00	95.56%
ADVERTISING EXPENSE	3,301.43	6,000.00	55.02%
BANK CHARGE	152.29	0.00	0.00%
Bank Charges	641.54	0.00	0.00%
BUILDING MAINT & CLEANING	20,425.84	35,000.00	58.36%
CREDIT CARD FEE EXPENSE	(125.73)	5,000.00	(2.51%)
ELECTION EXPENSES	3,774.52	5,000.00	75.49%
ENGINEERING FEES	131,174.11	125,000.00	104.94%
INSURANCES EXPENSE	768.04	50,000.00	1.54%
LEGAL FEES	2,222.65	10,000.00	22.23%
MATERIALS & SUPPLIES EXPENSE	14,357.20	17,000.00	84.45%
MISCELLANEOUS EXPENSE	1,272.62	2,000.00	63.63%
NEW EQUIPMENT PURCHASE	4,063.57	10,000.00	40.64%
PAYROLL EXP - CITY ATTRNY	50,791.04	60,000.00	84.65%
PAYROLL EXP - ELECTED OFFICIAL	100,514.30	125,000.00	80.41%
PAYROLL EXP - REGULAR	180,308.13	241,365.00	74.70%
PLANNING COMMISSION	13,468.81	20,000.00	67.34%
POSTAGE EXPENSE	1,336.00	1,500.00	89.07%
PROFESSIONAL SERVICES	7,479.80	10,000.00	74.80%
REPAIR & MAINT - BUILDING	1,208.30	2,000.00	60.42%
REPAIR & MAINT - EQUIPMENT	111.54	0.00	0.00%
REPAIR & MAINT - OFFICE EQUIP	3,417.77	2,500.00	136.71%
SERVICE CHARGES	501.60	250.00	200.64%
TECHNICAL SUPPORT	17,527.43	40,000.00	43.82%
TELECOMMUNICATION EXPENSES	8,835.02	4,000.00	220.88%
TRAVEL, TRAINING & MEETINGS	2,702.14	10,000.00	27.02%
UTILITIES EXPENSES	53,665.81	70,000.00	76.67%
Expenses	\$795,901.60	\$1,031,615.00	

10/6/2021

GENERAL FUND

9:04 AM

Statement of Revenue and Expenditures

	Year-to-Date	Annual Budget	Jan 2021
	Jan 2021	Jan 2021	Dec 2021
	Sep 2021	Dec 2021	Percent of
	Actual		Budget
ANIMAL CONTROL DEPT			
Expenses			
FUEL EXPENSES	982.66	2,000.00	49.13%
MATERIALS & SUPPLIES EXPENSE	345.52	1,100.00	31.41%
PAYROLL EXP - REGULAR	46,241.56	63,051.00	73.34%
PROFESSIONAL SERVICES	3,780.00	15,000.00	25.20%
REPAIR & MAINT - AUTOMOBILES	896.46	1,500.00	59.76%
REPAIR & MAINT - EQUIPMENT	0.00	500.00	0.00%
TRAVEL, TRAINING & MEETINGS	0.00	500.00	0.00%
UNIFORMS/GEAR EXPENSE	193.43	500.00	38.69%
Expenses	\$52,439.63	\$84,151.00	

10/6/2021

GENERAL FUND

9:04 AM

Statement of Revenue and Expenditures

	Year-to-Date	Annual Budget	Jan 2021
	Jan 2021	Jan 2021	Dec 2021
	Sep 2021	Dec 2021	Percent of
	Actual		Budget
BUILDING PERMIT DEPT			
Expenses			
FUEL EXPENSES	1,926.25	2,500.00	77.05%
NEW EQUIPMENT PURCHASE	26,373.00	0.00	0.00%
PAYROLL EXP - REGULAR	80,902.89	94,626.00	85.50%
REPAIR & MAINT - AUTOMOBILES	1,036.42	1,000.00	103.64%
TRAVEL, TRAINING & MEETINGS	414.00	3,000.00	13.80%
UNIFORMS/GEAR EXPENSE	193.43	1,000.00	19.34%
Expenses	\$110,845.99	\$102,126.00	

10/6/2021

GENERAL FUND

9:04 AM

Statement of Revenue and Expenditures

	Year-to-Date	Annual Budget	Jan 2021
	Jan 2021	Jan 2021	Dec 2021
	Sep 2021	Dec 2021	Percent of
	Actual		Budget
FIRE DEPT			
Expenses			
ADVERTISING EXPENSE	0.00	1,000.00	0.00%
BUILDING MAINT & CLEANING	272.63	0.00	0.00%
FUEL EXPENSES	6,070.32	7,200.00	84.31%
HAZMAT EXPENSES	2,270.12	2,400.00	94.59%
MATERIALS & SUPPLIES EXPENSE	5,840.36	8,500.00	68.71%
MISCELLANEOUS EXPENSE	0.00	500.00	0.00%
NEW EQUIPMENT PURCHASE	603,243.00	10,000.00	6,032.43%
PAYROLL EXP - REGULAR	401,573.82	660,851.00	60.77%
REPAIR & MAINT - BUILDING	200.42	3,200.00	6.26%
REPAIR & MAINT - EQUIPMENT	5,673.41	9,070.00	62.55%
REPAIR & MAINT - TRUCK	6,594.28	10,000.00	65.94%
TRAVEL, TRAINING & MEETINGS	6,616.00	12,801.00	51.68%
UNIFORMS/GEAR EXPENSE	15,541.63	30,000.00	51.81%
Expenses	\$1,053,895.99	\$755,522.00	

10/6/2021

GENERAL FUND

9:04 AM

Statement of Revenue and Expenditures

	Year-to-Date	Annual Budget	Jan 2021
	Jan 2021	Jan 2021	Dec 2021
	Sep 2021	Dec 2021	Percent of
	Actual		Budget
LAW ENFORCE - COURT			
Expenses			
MATERIALS & SUPPLIES EXPENSE	230.57	3,000.00	7.69%
MISCELLANEOUS EXPENSE	0.00	400.00	0.00%
NEW EQUIPMENT PURCHASE	0.00	3,000.00	0.00%
PAYROLL EXP - REGULAR	58,490.49	87,521.00	66.83%
POSTAGE EXPENSE	7.00	1,800.00	0.39%
PROSECUTING ATTORNEY	13,500.00	18,000.00	75.00%
REPAIR & MAINT - OFFICE EQUIP	0.00	500.00	0.00%
SPECIAL COURT COSTS	0.00	6,000.00	0.00%
TRAVEL, TRAINING & MEETINGS	0.00	6,000.00	0.00%
Expenses	\$72,228.06	\$126,221.00	

10/6/2021

GENERAL FUND

9:04 AM

Statement of Revenue and Expenditures

	Year-to-Date	Annual Budget	Jan 2021
	Jan 2021	Jan 2021	Dec 2021
	Sep 2021	Dec 2021	Percent of
	Actual		Budget
LAW ENFORCE - POLICE			
Expenses			
ADVERTISING EXPENSE	0.00	100.00	0.00%
BREATHALYZER EXPENSES	488.16	700.00	69.74%
CAPITAL IMPROVEMENT	7,500.00	0.00	0.00%
DRUG TASK FORCE	1,500.00	2,000.00	75.00%
FUEL EXPENSES	30,946.82	48,000.00	64.47%
GRANT EXPENSE	3,682.77	0.00	0.00%
MATERIALS & SUPPLIES EXPENSE	47,301.32	50,000.00	94.60%
MISCELLANEOUS EXPENSE	0.00	500.00	0.00%
NEW EQUIPMENT PURCHASE	55,275.34	56,000.00	98.71%
Off Duty Police Pay	1,452.57	4,000.00	36.31%
PAYROLL EXP - REGULAR	863,729.70	1,302,050.00	66.34%
PAYROLL EXP - SRO	91,824.22	150,000.00	61.22%
REPAIR & MAINT - AUTOMOBILES	18,709.92	25,000.00	74.84%
REPAIR & MAINT - EQUIPMENT	0.00	3,000.00	0.00%
TRAVEL, TRAINING & MEETINGS	6,122.88	7,000.00	87.47%
UNIFORMS/GEAR EXPENSE	8,605.51	15,000.00	57.37%
Expenses	\$1,137,139.21	\$1,663,350.00	

10/6/2021

GENERAL FUND

9:04 AM

Statement of Revenue and Expenditures

	<u>Year-to-Date</u>	<u>Annual Budget</u>	<u>Jan 2021</u>
	<u>Jan 2021</u>	<u>Jan 2021</u>	<u>Dec 2021</u>
	<u>Sep 2021</u>	<u>Dec 2021</u>	<u>Percent of</u>
	<u>Actual</u>		<u>Budget</u>
LIBRARY			
Expenses			
LIBRARY TRANSFER	55,000.00	55,000.00	100.00%
Expenses	\$55,000.00	\$55,000.00	

10/6/2021

GENERAL FUND

9:04 AM

Statement of Revenue and Expenditures

	Year-To-Date	Annual Budget	Jan 2021
	Jan 2021	Jan 2021	Dec 2021
	Sep 2021	Dec 2021	Percent of
	Actual		Budget
PARKS DEPT			
Expenses			
CAPITAL IMPROVEMENT	0.00	125,000.00	0.00%
ENGINEERING FEES	0.00	25,000.00	0.00%
MATERIALS & SUPPLIES EXPENSE	13,719.48	10,000.00	137.19%
NEW EQUIPMENT PURCHASE	17,845.30	22,500.00	79.31%
PAYROLL EXP - REGULAR	150,020.31	186,765.00	80.33%
PROFESSIONAL SERVICES	5,076.49	2,500.00	203.06%
REPAIR & MAINT - BUILDING	880.72	0.00	0.00%
REPAIR & MAINT - EQUIPMENT	3,835.90	3,000.00	127.86%
SPORTS PARK MATERIALS	8,187.65	22,000.00	37.22%
SPORTS PARK NEW EQUIP	0.00	10,000.00	0.00%
SPORTS PARK PROF SERV	32,885.00	45,000.00	73.08%
SPORTS PARK REPAIR/MAINT	2,845.61	2,500.00	113.82%
SPORTS PARK UNIFORMS	193.43	250.00	77.37%
SPORTS PARK UTILITIES	11,261.47	15,000.00	75.08%
UNIFORMS/GEAR EXPENSE	0.00	1,000.00	0.00%
UTILITIES EXPENSES	20,372.83	5,000.00	407.46%
Expenses	\$267,124.19	\$475,515.00	

10/6/2021

GENERAL FUND

9:04 AM

Statement of Revenue and Expenditures

	Year-to-Date	Annual Budget	Jan 2021
	Jan 2021	Jan 2021	Dec 2021
	Sep 2021	Dec 2021	Percent of
	Actual		Budget
TRANSFERS BETWEEN FUNDS			
Revenue			
TRANSFER INCOME	500,000.00	0.00	0.00%
Revenue	\$500,000.00	\$0.00	
Gross Profit	\$500,000.00	\$0.00	
Expenses			
TRANS TO MONEY MARKET	500,000.00	0.00	0.00%
Expenses	\$500,000.00	\$0.00	

10/6/2021

GENERAL FUND

9:04 AM

Statement of Revenue and Expenditures

	Year-to-Date	Annual Budget	Jan 2021
	Jan 2021	Jan 2021	Dec 2021
	Sep 2021	Dec 2021	Percent of
	Actual		Budget
Unallocated			
Expenses			
TRANSFER TO ARPA FUND	764,568.50	0.00	0.00%
Expenses	\$764,568.50	\$0.00	
Revenue Less Expenditures	(\$764,568.50)	\$0.00	
Net Change in Fund Balance	(\$764,568.50)	\$0.00	

LIBRARY FUND
Statement of Revenue and Expenditures

	Current Period Jan 2021 Sep 2021 Actual	Annual Budget Jan 2021 Dec 2021	Jan 2021 Dec 2021 Percent of Budget
Revenue & Expenditures			
Revenue			
Donations	1,370.00	0.00	0.00%
FINES/LOST ITEMS	1,268.01	1,000.00	126.80%
GRANTS	7,815.00	0.00	0.00%
INTEREST REVENUES	31.70	0.00	0.00%
MISCELLANEOUS REVENUES	3,054.61	0.00	0.00%
TRANS FROM GENERAL FUND	55,000.00	55,000.00	100.00%
WASHINGTON CO LIBRARY	151,421.00	197,226.00	76.78%
Revenue	\$219,960.32	\$253,226.00	
Expenses			
ADVERTISING EXPENSE	539.00	1,000.00	53.90%
BOOKS AND MEDIA	20,543.26	32,000.00	64.20%
BUILDING MAINT & CLEANING	1,818.29	4,800.00	37.88%
MATERIALS & SUPPLIES EXPENSE	15,514.03	13,026.00	119.10%
MISCELLANEOUS EXPENSE		500.00	0.00%
NEW EQUIPMENT PURCHASE	4,170.00	7,000.00	59.57%
PAYROLL EXP - REGULAR	129,683.38	180,000.00	72.05%
POSTAGE EXPENSE	61.80	300.00	20.60%
PROGRAMS EXPENSE	1,645.00	4,000.00	41.13%
REPAIR & MAINT - BUILDING	1,225.70	0.00	0.00%
TECHNICAL SUPPORT	7,854.36	6,800.00	115.51%
TRAVEL, TRAINING & MEETINGS	732.10	1,000.00	73.21%
UTILITIES EXPENSES	1,960.36	2,800.00	70.01%
Expenses	\$185,747.28	\$253,226.00	

STREET FUND
Statement of Revenue and Expenditures

	Year-To-Date Jan 2021 Sep 2021 Actual	Annual Budget Jan 2021 Dec 2021	Jan 2021 Dec 2021 Percent of Budget
Revenue & Expenditures			
Revenue			
GRANTS	44,209.84	0.00	0.00%
INTEREST REVENUES	150.60	1,000.00	15.06%
MISCELLANEOUS REVENUES	80.58	100.00	80.58%
STREET COUNTY TURNBACK	44,861.69	40,000.00	112.15%
STREET STATE TURNBACK	372,483.05	406,945.75	91.53%
TRANSFER INCOME	0.00	318,054.25	0.00%
Revenue	\$461,785.76	\$766,100.00	
Expenses			
ADVERTISING EXPENSE	0.00	1,000.00	0.00%
CREDIT CARD FEE EXPENSE	29.00	0.00	0.00%
ENGINEERING FEES	88,493.68	30,000.00	294.98%
FUEL EXPENSES	6,879.70	10,000.00	68.80%
MATERIALS & SUPPLIES EXPENSE	8,498.23	15,000.00	56.65%
MISCELLANEOUS EXPENSE	4,855.23	500.00	971.05%
NEW EQUIPMENT PURCHASE	0.00	25,000.00	0.00%
PAYROLL EXP - REGULAR	113,921.72	205,500.00	55.44%
PROFESSIONAL SERVICES	33,430.90	2,000.00	1,671.55%
REPAIR & MAINT - BUILDING	817.00	2,000.00	40.85%
REPAIR & MAINT - EQUIPMENT	682.97	10,000.00	6.83%
STREET LIGHTS	46,864.49	150,400.00	31.16%
STREET/ROAD REPAIRS	179,216.45	300,000.00	59.74%
TRAVEL, TRAINING & MEETINGS	0.00	500.00	0.00%
UNIFORMS/GEAR EXPENSE	338.44	2,200.00	15.38%
UTILITIES EXPENSES	11,716.00	12,000.00	97.63%
Expenses	\$495,743.81	\$766,100.00	

**Proclamations,
special
announcements
and
appointments**

Committee Reports

STREET COMMITTEE REPORT FOR OCTOBER 11TH COUNCIL MEETING

Bobby Morgan ---Street Chairman Floyd Shelley ---Public Works Manager

- **Richmond Road paving project has been completed as of Monday October 4th.**
- **Bid Contract has been signed with NEC for the Rainsong drainage project as of October 5th. The project should be completed in the next 45 days.**
- **Road repair on Saratoga Way (east of the Post office) will be started on Friday October 15th and completed by Saturday October 16th. They will be working late at night and early morning so that interruption of traffic flow will be minimized. Backus Concrete is contractor.**
- **Drainage repair project in Valley View on Frisco Drive has not started yet, Pipe needed for the project is on back order. Once Pipe is received they will start the project. Backus Concrete is contractor.**
- **Double Springs Bridge repair has been advertised, Pre-Bid Meeting will be held on October 14th at 2 pm , Bid Opening will be October 21st at 2pm. Garver Engineers prepared the specs and bid documents for the City. Our City applied for a Grant with the Arkansas Division of Emergency Management and unfortunately our project was not selected for funding.**
- **The Highway 170 expansion has been delayed due to a Lawsuit filed by Washington Water Authority asking for an injunction to stop the project and a judgement to award them \$1.5 million for water pipe relocation. The Municipal League is representing our City and ArDot has their own staff attorney, they will be preparing an answer to the lawsuit and requesting immediate dismissal of the lawsuit.**

Community Development Committee

September 23, 2021 12 Noon Meeting by Zoom

Attending: Diane Bryant, Chair; Sally Zelenka, Garry Kirk, Norm Toering, Leann Tolleson - representing the City, Kevin Gardenhire, Seth Morris, Judy Horne, Josh Frye.

Diane opened the meeting with comments about the Sunday Farmers Market which is going well.

Regarding the Farmington Fall Festival, she noted that the Busy Bee's Canning Company reps Chance and Josh Smith did a great job of organizing the Fall Festival. Additional assistance from Inside Out Music Studio and their students, the tractor company, Farmington Garden Club for the hay bales photo op, the Elementary children's Art Project, a UA sorority's assistance, and the line dancing group added to the event's success.

The group discussed the abrupt hand-off of the festival planning from this Committee to the Chamber of Commerce as stated in a recent memo from Mayor Penn. Josh Frye, Chamber Chairman said he and the Mayor had discussed this and other matters previously and perhaps the memo was misconstrued.

It was the strong view of numerous Committee members that it was OK to let the Chamber coordinate the event but all emphasized that they wanted to keep the "family feel". There was concern that the Chamber would not give input to the Busy Bees Coordinators for events that are community building. It was felt that the Busy Bees would want to make future events much larger since they get a 70% share of the vendors fees. It is to their advantage to increase the size. The Committee members did not see how growing the event to something like the more impersonal Prairie Grove Clothesline Fair or the War Eagle Craft Fair would enhance the "Feels Like Home" "family feeling." Those events bring in people from a wide area. It was also noted that we do not have parking to support a mega-event.

Other ideas for community building and community activities were discussed. Since Farmington's population is made up of far more young people that was considered in ideas. Seth Morris who is a newer resident of the city and who is in the young age group said there is nothing for people to do in Farmington. He said he and his wife go to Fayetteville, Bentonville, and beyond for interesting activities. He was asked if he would provide a list of things of interest. Sally Zelenka reminded that the parents of the ever-growing population of school children like activities for their kids too.

Possible ideas for adults and/or children: Line dancing a few times a month in the Park Pavilion; Bocci Ball court; Disc golf demonstrations; Concerts in the Park; organized walking groups in the park; yoga in the park; organized Bicycle riding "schools" for new riders; begin a few walking trails (perhaps one along our creek).

Josh Frye said that there are active conversations regarding trail ideas; also city is exploring grants and other funding avenues to which to apply, although some funders such as Walton Family Foundation have requests for funding from many, many groups. Josh also said ideas are good, but the follow-through is difficult. We need to identify citizens who want to push for things. He suggested this group make the list and then pare it down to 3 – 5 really good ideas and work on those first. We can piggyback off success with more new things.

Josh announced that the Farmers Market is going to be moved to Creekside Park if the city will allow it. He said that Chance Smith, the Market organizer grew up in Farmington and wants to build Farmington and grow it. He also noted that some of the things we will work toward will not happen in 12 months, such as trails. Judy Horne reminded the group that the city has been discussing trails for a long, long time but there have been no trails so far.

Josh Frye felt that the city has had many urgent projects that had to be taken care of first such as the Highway 170 expansion. As for the Chamber work, he said they are 100% volunteer with a very low budget.

Norm Toering said Creekside is a nice park and the ballpark is incredible, but he wanted to know about any additional activities and plans of the park's director. He said a town of 10,000 (which Farmington will be very soon) needs a lot more activities than we are now offering for all these kids. Josh agreed that the city now needs a more traditional Parks and Recreation Department.

Leann said she used to work for Parks and Recreation in Texas, and she has had conversation with Lori Adkins the head of parks and recreation activities about adding new programs. The Texas city offered basketball and kickball for ages 3rd – 6th grade. It was noted that the city is now offering adult kickball and 6 adult teams are getting ready to begin.

Judy said many cities are allowed by the public schools to have events such as basketball for elementary kids at the school courts. Josh said that the schools here shut down anything not school sanctioned.

The Committee decided to invite Sherry Matthews, Parks Committee Chair and Lori Adkins to the next meeting which will be October 27, 2021.

In the meantime, Diane will get more information about Line Dancing and Seth Morris will make a list of enjoyable activities in other cities in the area.

Submitted

Diane Bryant,

Community Development Chair

Agenda Item 11



354 W. Main Street
P.O. Box 150
Farmington, AR 72730
479-267-3865
479-267-3805 (fax)

Memo

To: Farmington City Council
Kelly Penn, City Clerk

From: Mayor Ernie L Penn

A handwritten signature in blue ink, appearing to read "Ernie L. Penn", is written over the "From:" line.

Re: Approval of the Future Land Use Plan

Date: October 11, 2021

Recommendation

City staff recommends approval of this request

Background

The Farmington Planning Commission has worked on a revised and updated land use plan for our City. This process has taken place for over a year with many work sessions. The City hired Sara Guertz as a consultant to assist the Planning Commission with the development of the final plan. This updated land use plan was needed due to the growth that our City has experienced over the past 2 years and to help with the management of future growth in our City.

Discussion

The Planning Commission approved this plan on September 27th, 2021 by a vote of 5-1 with 1 member absent. There was only 1 citizen who spoke against the plan. This new land use plan will be a helpful tool when the planning commission is considering future re-zoning request.

Budget Impact

None

RESOLUTION NO. 2021-08

A RESOLUTION ADOPTING A FUTURE LAND USE PLAN FOR THE CITY OF FARMINGTON, ARKANSAS

WHEREAS, the Farmington Planning Commission has studied land use goals, objectives and patterns and has developed a Future Land Use Plan to serve as the City's official guide for future development of the City, and

WHEREAS, the Future Land Use Plan expresses acceptable land use trends of the City and portrays them graphically for the Farmington city limits and with definitions of land use categories in map form, which is included and made a part of this resolution, and

WHEREAS, the map was made available to the public at a public hearing held on September 27, 2021, and

WHEREAS, following the public hearing the Planning Commission reviewed all comments received and made changes and adopted the Future Land Use Plan and recommends adoption by the City Council.

NOW, THEREFORE BE IT RESOLVED BY THE CITY COUNCIL OF The City of Farmington, that the Future Land Use Plan should be and is hereby adopted as the City's official guide for future development of the City and the City's area of planning jurisdiction.

PASSED AND APPROVED on this 11th of October 2021.

APPROVED:

By: _____
Ernie Penn, Mayor

ATTEST:

By: _____
Kelly Thomas, City Clerk

Agenda Item 12

ORDINANCE NO. 2021-17

AN ORDINANCE LEVYING A TAX ON THE REAL AND PERSONAL PROPERTY WITHIN THE CITY OF FARMINGTON, ARKANSAS, FOR THE YEAR 2022 FIXING THE RATE THEREOF AT 5.0 MILS AND CERTIFYING THE SAME TO THE COUNTY CLERK OF WASHINGTON COUNTY, ARKANSAS.

WHEREAS, it is necessary to collect taxes on both real and personal property in order to provide service to the citizens of the City of Farmington, and the State law of the City of Farmington is allowed to do so:

NOW THEREFORE BE IT ORDAINED BY THE CITY COUNCIL OF THE CITY OF FARMINGTON, ARKANSAS:

Section 1: That a tax is hereby levied on the real and personal property within the City of Farmington, Arkansas for the year 2022, to be collected in 2023, for the following purposes at the following rates:

REAL AND PERSONAL PROPERTY

<u>Purpose</u>	<u>Levy</u>
General Fund	5.0 Mils

Section 2: That the real and personal property tax so levied and the rate provided therefore are hereby certified to the Clerk of Washington County, Arkansas, to be placed in the tax book by the County Clerk and collected in the same manner that the county and school district taxes are collected.

Section 3: That the City Clerk is authorized and directed to file certified copies of the Ordinance in the Office of the County Recorder, County Clerk, County Assessor and the County Tax Collector for Washington County, Arkansas.

Section 4: Repealing Clause. All other Ordinances and parts of Ordinances in conflict herewith are hereby repealed.

Section 5: Severability Clause. In the event any portion of the Ordinance is declared inoperative or invalid as a result of a statute or judicial decision, then only that portion

expressly so declared to be inoperative or invalid shall be affected thereby and all other provisions hereof shall remain in full force and effect.

Section 6: Emergency Clause. That the City Council of the City of Farmington, Arkansas, further determines that this Ordinance is necessary to adequately and properly protect the inhabitants of the City; therefore, an emergency is hereby declared to exist and this ordinance shall be in full force and effect from and after its passage and approval.

PASSED AND APPROVED this 11th day of October, 2021.

APPROVED:

Ernie Penn, Mayor

ATTEST:

Kelly Penn, City Clerk

Agenda Item 13



City of Farmington
354 W. Main Street
P.O. Box 150
Farmington, AR 72730
479-267-3865
479-267-3805 (fax)

MEMO

To: Farmington City Council
Mayor Penn
City Business Manager McCarville

From: Kelly Penn, City Clerk
Date: October 4, 2021
Re: Legislative Audit for 2020

All City Council Members should have received a copy of the 2020 Legislative Audit Report in the mail at their home address. As evidenced by the letter on page 5 in your audit report, the City of Farmington had no financial or accounting issues. After the presentation I will need a motion acknowledging the presentation of the City of Farmington 2020 Legislative Audit.

If you have any questions let me know so I can have the answers for you at the meeting.

Sincerely,

A handwritten signature in cursive script that reads "Kelly Penn".

Kelly Penn
City Clerk

Agenda Item 14



354 W. Main Street
P.O. Box 150
Farmington, AR 72730
479-267-3865
479-267-3805 (fax)

Memo

To: Farmington City Council
Ernie Penn, Mayor
Kelly Penn, City Clerk
From: William Hellard, Fire Chief
Re: Request approval a contract for the vehicle exhaust system.
Date: Oct. 5, 2021

Recommendation

We are requesting approval to enter into a contract with bidder #2 for the installation of the vehicle exhaust removal system for Fire Station #1.

Background

This project was awarded funding by the Assistance to Firefighter Grant. The cost of the system will be \$83,300. The city will pay for the cost initially. \$77,619 will be reimbursed to the City through the AFG grant process once the system is installed.

Discussion

Two competitive bids were received. The first bid was from Magna Grip \$79,340. The second bid was from Air Cleaning Technologies \$83,300. Both bids met the requirements of the bid process. I contacted the references provided by each of the bidders. The comments for Magna Grip were mixed. Several of the references had negative reviews of the product. The reviews for Air Cleaning Technologies were all positive. Air Cleaning Technologies performed two on site inspections, during the bid process. For these reasons, I am recommending the approval of the higher bidder.

We are seeking approval of the second bid, so we can begin the process of getting the system installed. Thank you for your support.

Budget Impact

The City's portion of the system will be \$5,381, once funds are reimbursed through the grant process.

Informational Items



354 W. Main Street
P.O. Box 150
Farmington, AR 72730
479-267-3865
479-267-3805 (fax)
City Business Manager Report
October 2021
City Council Meeting

- Rachel Sawyer (11 years), Jason Cooper (1Year) and Chad Parrish (14 years) celebrate work anniversaries. Thank them for their service!
- We are adjusting our meeting attendance policy again due to the increase in COVID cases. We will allow Council members to attend in person if they choose. We will also allow a representative to present agenda items if needed. City staff will also be allowed to attend. We will limit the number of folks in the council room at a time. For anyone that does not want to attend in person we will have the meeting available through Zoom.
- Please review the Future Land Use Plan. You got a copy at the last meeting. LeAnn sent you a link to the map also.
- Mark your calendars for January 19-21, 2022 for the AML Winter Conference. Hotel rooms will go fast! Let us know if you want to attend, LeAnn will register you for the conference.
- If you know of anyone who has not received their Waste Management Cart, please let us know.
- We are participating in weekly calls regarding Rescue Plan Funds. As we know more we will brief the City Council.
- We got an update on the opioid litigation. A couple of settlements are in place. We will let you know when more information is available.
- You should have received our final audit in the mail. Please review it and be prepared with questions at our meeting.
- We will be requesting redistricting advice from NWARPC. They have assisted us in the past.
- We are beginning the budget process. The Mayor will have more information for regarding the budget.

*"There is something so special in the early leaves drifting from the trees
-as if we are all to be allowed a chance to peel, to refresh, to start again."*

- Ruth Ahmed

WASHINGTON COUNTY DISTRICT COURT FARMINGTON DEPARTMENT MONTHLY DISTRIBUTION WORKSHEET SEPTEMBER 2021

ADMIN OF JUSTICE FUND

Check 1	Dept. of Finance and Administration	Total for Check 1	\$1,518.90	Chk# 2180
Check 2	General Fund	Total for Check 2	\$ 1,814.85	Chk# 2181
Check 3	Washington County Treasurer (Act 1256)	Total for Check 3	\$ 1,532.75	Chk# 2182

Total Checks Admin of Justice			\$4,866.50
--------------------------------------	--	--	-------------------

COURT COST & FINE

Check 4	Administration of Justice Fund			
	CCCR- Court Cost-Criminal		\$ 1,061.50	
	CCDWI-Court Cost DWI		\$ 360.00	
	CCTR- Court Cost-Traffic		\$ 1,735.00	
	CCTRO- Court Cost-Traffic Ordinance		\$ 1,600.00	
	CCFTPI - Court Cost Insurance		\$ 110.00	
Total for Check 4		Chk# 3730		\$4,866.50

Check 5	General Fund			
	FINE- Fines Collected		\$ 6,622.00	
	PBFF - Professional Bond Forfeit Fee		\$ 540.00	
	WF - Warrant Fee		\$ 275.00	
	FTPRFL-FTPR+60 Days Fines-Local		\$ 510.00	
	NLIFL-No Liability Ins. Fines-Local		\$ 693.00	
	FTPIPFL- Failure to present Ins Proof 20% Local		\$ 10.00	
Total for Check 5		Chk# 3731		\$8,650.00

Check 6	Court Automation Fund			
	CFEE-Local Court Automation		\$ 1,385.00	
Total for Check 6		Chk# 3732		\$1,385.00

Check 7	Department of Finance & Administration			
	CFEES - State Court Automation Fee		\$ 1,377.50	
	DVPFF - Domestic Violence Peace Fund Fee		\$ 5.00	
	DVSFF - Domestic Violence Shelter Fund Fee		\$ 25.00	
	NIFS - New Installment Fee - State		\$ 2,512.50	
Total for Check 7		Chk# 3733		\$3,920.00

Check 8	Arkansas State Treasury			
	FTPIPFS - Arkansas First Responder Fund 80%		\$ 40.00	
Total for Check 8		Chk# 3734		\$40.00


Check 9	Washington County Treasurer			
	JBAF - Jail Booking and Admin Fee		\$ 5.00	
	CJF - County Jail Fee		\$ 1,215.00	
Total for Check 9		Chk# 3735		\$1,220.00

Check 10	RF - Restitution Fee			
	Amanda Leigh Hoskins /Kimberly Meyer CR-19-873		\$ 25.00	
Total for Check 10		Chk# 3736		\$25.00

Check 11	RF - Restitution Fee			
	City of Farmington / John Nicholas Wiley CR-17-529		\$ 25.00	
Total for Check 11		Chk# 3737		\$25.00

Monthly Total	\$20,131.50
Year to Date	\$202,956.82

 10-5-2021
Ernie Penn, Mayor Date

 10/05/2021
Kim Bentley, Chief Court Clerk Date

Graham Nations, District Judge Date

Fire Department



Oct. 2021 Monthly Report for the Mayor and City Council

Information:

- 1235 people were reached through social media safety campaign
- All full time employees passed the Instructor 1 course through the Arkansas Fire Academy.
- The fire department partnered with the Farmington High School to deliver fire safety messages during the football games.
- We were not awarded the SAFER grant. We are in the process of hiring three full time members. Testing will be at the end of the October.

Farmington Fire Department

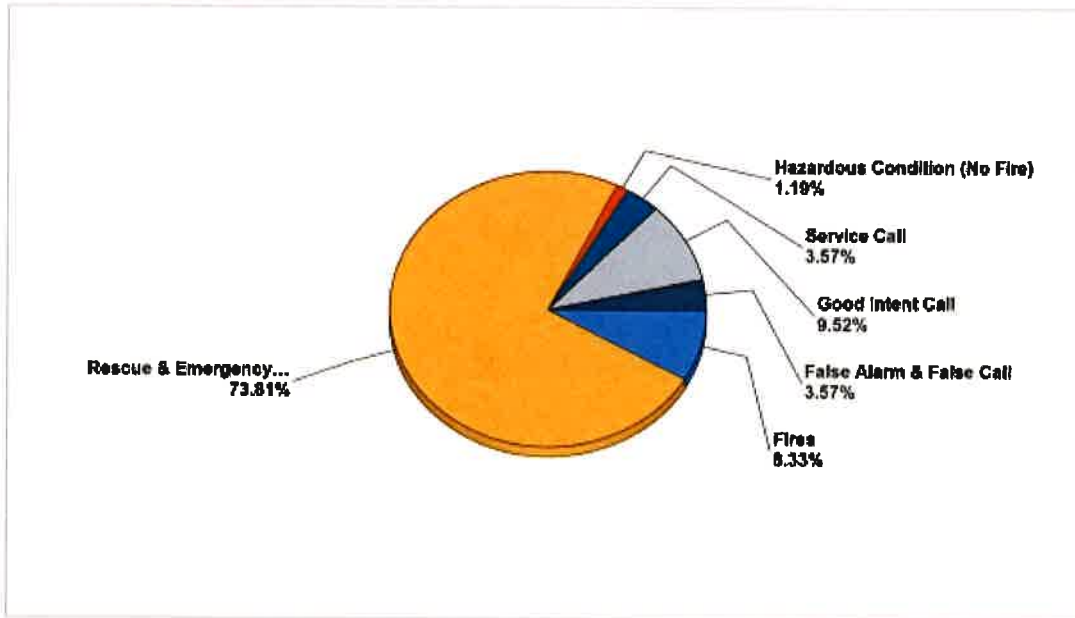
Farmington, AR

This report was generated on 10/4/2021 9:28:34 AM



Breakdown by Major Incident Types for Date Range

Zone(s): All Zones | Start Date: 09/01/2021 | End Date: 09/30/2021



MAJOR INCIDENT TYPE	# INCIDENTS	% of TOTAL
Fires	7	8.33%
Rescue & Emergency Medical Service	62	73.81%
Hazardous Condition (No Fire)	1	1.18%
Service Call	3	3.57%
Good Intent Call	8	9.52%
False Alarm & False Call	3	3.57%
TOTAL	84	100%

Fire Department



Farmington Fire Department

Farmington, AR

This report was generated on 10/4/2021 9:30:38 AM



Code Hours Summary per Training Code For Date Range

Training Code(s): All Training Codes | Start Date: 09/01/2021 | End Date: 09/30/2021

Total Training Hours By Code	
Total Hours for Training Code: Apparatus Driving Simulator	24:00
Total Hours for Training Code: Apparatus Operator: Pumper	11:00
Total Hours for Training Code: Apparatus Operator: Pumper Skills	3:00
Total Hours for Training Code: Budgeting and Organizational Change	4:00
Total Hours for Training Code: Building Constructions	10:00
Total Hours for Training Code: Carbon Monoxide Release	3:00
Total Hours for Training Code: Care of Apparatus and Equipment	64:00
Total Hours for Training Code: Chemistry of Fire	2:00
Total Hours for Training Code: Crew Resource Management	2:00
Total Hours for Training Code: Electrical Fires	6:00
Total Hours for Training Code: EMS CEU'S	21:00
Total Hours for Training Code: Fire Ground Health and Safety	44:00
Total Hours for Training Code: Fire Inspections	9:00
Total Hours for Training Code: Fire Instructor I Certification Course	284:00
Total Hours for Training Code: Firefighting Tactics	17:00
Total Hours for Training Code: Firefighting Tools	9:00
Total Hours for Training Code: Forcible Entry	48:00
Total Hours for Training Code: Handling Problems, Conflicts, and Mistakes	2:00
Total Hours for Training Code: Hose Practices	2:00
Total Hours for Training Code: Hydraulic Principles	6:00
Total Hours for Training Code: Ladder Practices	2:00
Total Hours for Training Code: Map and Territory Study	23:00
Total Hours for Training Code: Monitoring Equipment	3:00
Total Hours for Training Code: New Hardware/Software Orientation	11:00
Total Hours for Training Code: Nozzels and Appliances	9:00
Total Hours for Training Code: Portable Extinguishers	6:00
Total Hours for Training Code: Pre-Fire Planning	9:00
Total Hours for Training Code: Radio Communications	7:00
Total Hours for Training Code: Reports and Records	16:00
Total Hours for Training Code: Ropes and Knots	4:00
Total Hours for Training Code: Rules and Regulations	2:00
Total Hours for Training Code: Salvage and Overhaul	2:00
Total Hours for Training Code: SCBA	64:00
Total Hours for Training Code: Scenarios	2:00
Total Hours for Training Code: Sprinklers and Standpipes	4:00
Total Hours for Training Code: Target Hazards	6:00
Total Hours for Training Code: Ventilation Practices	2:00

Displays the total training hours per for each of the selected Training Codes. NOTE that this report only applies to accounts that are set to Track Hours by Training Code. Archived Training Codes are not included in this report. This report also includes hours for non-agency Personnel. This report pulls training hours from the Training Code Hours field on the Info Page.

EMERGENCY REPORTING
www.emergencyreporting.com
Doc. #1-1623
Page # 1 of 2

Total Hours for Training Code: Water Supply	7:00
Totals for all selected Training Codes 9/1/2021 - 9/30/2021	22 personnel 741:00

Farmington Police Dept.

Offenses for Month 9/2020 and 9/2021

10/1/2021 5:24:31 AM

	<u>2020</u>	<u>2021</u>
AGGRAVATED ASSAULT ON A FAMILY OR HOUSEHOLD MEMBER	1	0
BATTERY - 2ND DEGREE / PURPOSE OF CAUSING INJURY, CAUSES SERIOUS INJURY	0	1
BATTERY - 3RD DEGREE / PURPOSE OF CAUSING INJURY, CAUSES INJURY	0	1
BREAKING OR ENTERING / ARTICLES FROM VEHICLE	0	1
Breaking or Entering/Vehicle	0	1
BURGLARY, COMMERCIAL	0	3
BURGLARY, RESIDENTIAL	0	1
CARELESS DRIVING	0	1
CONTEMPT	0	1
CRIMINAL MISCHIEF - 1ST DEGREE PROPERTY OF ANOTHER VALUE \$500 OR LESS	0	24
CRIMINAL MISCHIEF - 1ST DEGREE / PROPERTY OF ANOTHER VALUE \$500 OR MORE	1	0
CRIMINAL MISCHIEF - 2ND DEGREE / PURPOSELY TAMPERS	0	2
CRIMINAL MISCHIEF - 2ND DEGREE / RECKLESSLY DESTROYS	1	0
CRIMINAL TRESPASS IN OR ON A VEHICLE OR STRUCTURE / PREMISES	0	1
DISORDERLY CONDUCT	1	0
DOMESTIC BATTERING - 3RD DEGREE / PURPOSE OF CAUSING INJURY, CAUSES INJURY	1	1
Drivers License Required	3	3
DRIVING ON SUSPENDED LICENSE	1	0
DWI (UNLAWFUL ACT)	1	0
DWI - DRUGS (UNLAWFUL ACT)	3	2

	<u>2020</u>	<u>2021</u>
	0	1
DWI - OPERATION OF VEHICLE DURING DWI LICENSE SUSPENSION OR REVOCATION		
	0	1
ENDANGER WELFARE OF AN INCOMPETANT-3RD DEGREE-RECKLESSLY RISKS SERIOUS PHYSICAL/MENTAL HARM		
	0	1
ENDANGERING THE WELFARE OF MINOR - 3RD DEGREE		
Excess Speed	1	0
FAILURE TO APPEAR	1	0
FAILURE TO PAY FINES & COSTS	27	30
Failure to Pay Registration/No Vehicle License	10	0
FLEEING	1	0
FORGERY	1	1
FRAUD - FINANCIAL IDENTITY	1	0
FRAUDULENT USE OF A CREDIT CARD / CARD OR ACCOUNT NUMBER IS STOLEN	0	2
Headlamp Out	0	1
Ignition Interlock Devices Violation	0	1
Improper Lane Change/Use	0	1
Leaving Scene of Accident/Property Damage	0	1
No Proof Insurance	1	0
OBSTRUCTING GOVERNMENTAL OPERATIONS / OBSTRUCTS, IMPAIRS, HINDERS, THE PER	1	1
POSSESSION OF A CONTROLLED SUBSTANCE - MARIJUANA	0	1
POSSESSION OF A COUNTERFEIT SUBSTANCE	1	1
POSSESSION OF DRUG PARAPHERNALIA	1	0
POSSESSION OF DRUG PARAPHERNALIA - FELONY	3	0
POSSESSION OF METH OR COCAINE LT 2GM	1	0
POSSESSION OF SCH I OR II LT 2GM	1	0

	<u>2020</u>	<u>2021</u>
	3	0
POSSESSION OF SCH IV OR V LT 28GM		
	1	0
PUBLIC INTOXICATION / DRINKING IN PUBLIC		
	0	1
PURCHASE, POSSESSION OF INTOXICATING LIQUOR BY MINOR		
	0	1
RAPE / FORCIBLE COMPULSION		
	0	1
RECKLESS DRIVING		
	0	1
RUNAWAY		
	2	0
SEXUAL ASSAULT - 1ST DEGREE		
	1	0
SEXUAL ASSAULT 4th		
	0	1
SHOPLIFTING \$1,000 OR LESS		
	0	1
TERRORISTIC THREATENING		
	1	0
TERRORISTIC THREATENING - 1ST DEGREE / THREATENS PROPERTY DAMAGE		
	0	1
TERRORISTIC THREATENING/2nd Degree		
	0	1
THEFT \$1,000 OR LESS - ALL OTHERS		
	1	1
THEFT \$1,000 OR LESS - FROM BUILDING		
	1	0
THEFT \$1,000 OR LESS - FROM VEHICLE		
	1	1
THEFT \$5,000 OR LESS BUT GREATER THAN \$1000 - ALL OTHERS		
	0	1
THEFT \$5,000 OR LESS BUT GREATER THAN \$1000 - FROM VEHICLE		
	0	1
THEFT BY RECEIVING		
	1	1
THEFT BY RECEIVING LESS THAN \$25,000 BUT GREATER THAN \$5000		
	0	1
THEFT OF PROPERTY / ALL OTHER		
	2	2
THEFT OF VEHICLE VALUED AT \$5,000 OR LESS BUT GREATER THAN \$1,000		
	2	0
THEFT OF VEHICLE VALUED AT LESS THAN \$25,000 BUT GREATER THAN \$5,000		
	0	1

	<u>2020</u>	<u>2021</u>
TRAFFICKING A CONTROLLED SUBSTANCE	2	0
UNEMPLOYMENT FRAUD	12	1
VIOLATION OF IMPLIED CONSENT	0	1
VIOLATION OF OPEN CONTAINER	0	1
Totals:	94	105

SEPTEMBER	Citation	Warning	Warrant	Total
Bertorello - James	1	1	0	2
Bocchino - Justin	3	0	0	3
Collins - John	1	3	0	4
Cooper - Jason	12	0	0	12
Howerton - Joshua	3	2	0	5
Long - Dustin	5	10	3	18
Mahone - Taron	8	1	2	11
Stine - Jacob	7	12	0	19
Talley - Taylor	3	5	0	8
Virgin - Billie	0	0	5	5
<u>Totals</u>	<u>43</u>	<u>34</u>	<u>10</u>	<u>87</u>

Permit Report

09/01/2021 - 09/30/2021

Permit #	Permit Date	Permit Type	Site Address	Type of Work	Description of Work	Contractor	Material & Labor	Total Fees
5362	9/30/2021	Electric	26 W Main	Addition	Electrical for addition	All Around Electric	5,000	\$35.00
5361	9/30/2021	Building	26 W Main	Addition	Adding to existing building	Integrity Dirt Works	30,000	\$160.00
5359	9/30/2021	Plumbing/Gas	72 Kimberly	Addition	Plumbing for generator	Kimbel Services	1,216	\$40.00
5358	9/29/2021	Electric	460 Windgate	New	Electric for new house	Metro Lighting	5,000	\$35.00
5357	9/29/2021	Electric	454 Windgate	New	Electric for new house	Metro Lighting	5,000	\$35.00
5356	9/29/2021	Electric	446 Windgate	New	Electric for new house	Metro Lighting	5,000	\$35.00
5355	9/29/2021	Electric	432 Windgate	New	Electric for new house	Metro Lighting	5,000	\$35.00
5354	9/29/2021	Electric	440 Windgate	New	Electric for new house	Metro Lighting	5,000	\$35.00
5353	9/29/2021	Electric	424 Windgate	New	Electric for new house	Metro Lighting	5,000	\$35.00
5352	9/29/2021	Building	11196 Frisco	New	New House	Southwest Contracting Services	521,000	\$1,642.00
5351	9/28/2021	Building	365 Tyler	New	New House	Riverwood Homes	250,000	\$910.00
5350	9/28/2021	Building	371 Tyler	New	New House	Riverwood Homes	252,000	\$916.00
5349	9/28/2021	Building	252 Amber Dawn	New	New House	Riverwood Homes	223,000	\$829.00
5348	9/28/2021	Building	217 Amber Dawn	New	New House	Riverwood Homes	236,000	\$868.00

5347	9/28/2021	Building	211 Amber Dawn	New	New House	Riverwood Homes	237,000	\$871.00
5346	9/28/2021	Building	358 Tyler	New	New House	Riverwood Homes	269,000	\$967.00
5345	9/28/2021	Electric	72 Kimberly	Addition	Adding Generator	Kimbel Services	12,900	\$75.00
5344	9/28/2021	Mechanical	492 Drain	New	HVAC for new house	Valdez Heating and Cooling	14,000	\$80.00
5343	9/24/2021	Mechanical	222 Idaho	New	HVAC for new house	Anderson Heat and Air	6,600	\$45.00
5342	9/24/2021	Mechanical	276 New York	New	HVAC for new house	Anderson Heat and Air	6,600	\$45.00
5341	9/24/2021	Mechanical	228 New York	New	HVAC for new house	Anderson Heat and Air	6,600	\$45.00
5340	9/24/2021	Mechanical	226 Pennsylvania	New	HVAC for new house	Anderson Heat and Air	6,600	\$45.00
5339	9/24/2021	Mechanical	568 Goose Crossing	New	HVAC for new house	Anderson Heat and Air	6,600	\$45.00
5338	9/24/2021	Mechanical	526 Goose Crossing	New	HVAC for new house	Anderson Heat and Air	6,600	\$45.00
5337	9/24/2021	Mechanical	542 Goose Crossing	New	HVAC for new house	Anderson Heat and Air	6,600	\$45.00
5336	9/24/2021	Mechanical	379 Cackling Bend	New	HVAC for new house	Anderson Heat and Air	6,600	\$45.00
5335	9/24/2021	Mechanical	413 Cackling Bend	New	HVAC for new house	Anderson Heat and Air	6,600	\$45.00
5334	9/24/2021	Mechanical	402 Cackling Bend	New	HVAC for new house	Anderson Heat and Air	6,600	\$45.00
5333	9/24/2021	Mechanical	560 Goose Crossing	New	HVAC for new house	Anderson Heat and Air	6,600	\$45.00
5332	9/24/2021	Mechanical	543 Goose Crossing	New	HVAC for new house	Anderson Heat and Air	6,600	\$45.00
5331	9/24/2021	Mechanical	555 Goose Crossing	New	HVAC for new house	Anderson Heat and Air	6,600	\$45.00
5330	9/24/2021	Mechanical	376 Cackling Bend	New	HVAC for new house	Anderson Heat and Air	6,600	\$45.00

5329	9/24/2021	Mechanical	384 Canada	New	HVAC for new house	Anderson Heat and Air	6,600	\$45.00
5328	9/24/2021	Mechanical	393 Canada	New	HVAC for new house	Anderson Heat and Air	6,600	\$90.00
5327	9/24/2021	Mechanical	397 Cackling Bend	New	HVAC for new house	Anderson Heat and Air	6,600	\$45.00
5326	9/24/2021	Mechanical	381 Canada	New	HVAC for new house	Anderson Heat and Air	6,600	\$45.00
5325	9/24/2021	Mechanical	394 Cackling Bend	New	HVAC for new house	Anderson Heat and Air	6,600	\$45.00
5324	9/24/2021	Mechanical	356 Canada	New	HVAC for new house	Anderson Heat and Air	6,600	\$45.00
5323	9/24/2021	Mechanical	554 Goose Crossing	New	HVAC for new house	Anderson Heat and air	6,600	\$45.00
5322	9/24/2021	Mechanical	538 Goose Crossing	New	HVAC for new house	Anderson Heat and Air	6,600	\$45.00
5321	9/24/2021	Building	334 Tyler	New	New House	Riverwood Homes	280,000	\$1,000.00
5320	9/24/2021	Mechanical	317 Tyler	New	HVAC for new house	Air Control	5,000	\$35.00
5319	9/24/2021	Mechanical	420 Tyler	New	HVAC for new house	Air Control	5,000	\$35.00
5318	9/24/2021	Plumbing/Gas	241 Amber Dawn	New	Plumbing for new house	Jerry's Plumbing	7,400	\$50.00
5317	9/24/2021	Plumbing/Gas	223 Amber Dawn	New	Plumbing for new house	Jerry's Plumbing	7,565	\$50.00
5316	9/24/2021	Plumbing/Gas	450 Tyler	New	Plumbing for new house	Jerry's Plumbing	9,145	\$60.00
5315	9/24/2021	Plumbing/Gas	426 Tyler	New	Plumbing for new house	Jerry's Plumbing	8,480	\$55.00
5314	9/24/2021	Plumbing/Gas	402 Tyler	New	Plumbing for new house	Jerry's Plumbing	9,145	\$60.00
5313	9/24/2021	Plumbing/Gas	239 Nightfall	New	Plumbing for new house	Jerry's Plumbing	7,980	\$50.00
5312	9/23/2021	Building	11260 Frisco Dr	New	New House	Clements Homes	374,000	\$1,282.00

5311	9/23/2021	Building	11276 Frisco Dr	New	New House	Clements Homes	398,000	\$1,354.00
5310	9/23/2021	Electric	251 Nightfall	New	Electric for new house	Electro Craft	6,383	\$45.00
5309	9/23/2021	Electric	302 Tacoma	New	Electric for new house	CM Electric	7,292	\$50.00
5308	9/23/2021	Electric	189 Terry	Repair	Panel Change out	MC Electric	900	\$20.00
5307	9/21/2021	Building	222 Amber Dawn	New	New House	Riverwood Homes	237,000	\$25.00
5306	9/21/2021	Building	322 Broyles	New	Solar Array at Pop Williams Elementary	Entegriety Energy Partners LLC	422,000	\$1,426.00
5305	9/21/2021	Building	12327 Hwy 170	New	Solar Array at Farmington High School	Entegriety Energy Partners LLC	635,000	\$1,870.00
5304	9/21/2021	Building	359 Tyler	New	New House	Riverwood Homes	226,000	\$838.00
5303	9/21/2021	Building	253 Amber Dawn	New	New House	Riverwood Homes	237,000	\$871.00
5302	9/21/2021	Building	250 Nightfall	New	New House	Riverwood Homes	219,000	\$817.00
5299	9/21/2021	Mechanical	358 Mojave	New	HVAC for new house	Comfort Heat and Air	5,350	\$40.00
5298	9/21/2021	Mechanical	352 Mojave	New	HVAC for new house	Comfort Heat and Air	5,350	\$40.00
5297	9/21/2021	Mechanical	340 Mojave	New	HVAC for new house	Comfort Heat and Air	5,350	\$40.00
5296	9/20/2021	Electric	303 Kinniburgh	New	Electric for new house	A & M Electric	6,300	\$45.00
5295	9/20/2021	Electric	318 Kinniburgh	New	Electric for new house	A & M Electric	6,300	\$45.00
5294	9/20/2021	Electric	310 Kinniburgh	New	Electric for new house	A & M Electric	6,300	\$45.00

5293	9/17/2021	Mechanical	76 Loveland	New	HVAC for new house	Anderson Heat and Air	6,200	\$45.00
5292	9/17/2021	Mechanical	74 Loveland	New	HVAC for new house	Anderson Heat and Air	6,200	\$45.00
5291	9/17/2021	Mechanical	30 Joliet	New	HVAC for new house	Anderson Heat and Air	6,200	\$45.00
5290	9/17/2021	Mechanical	36 Joliet	New	HVAC for new house	Anderson Heat and Air	6,200	\$45.00
5289	9/17/2021	Mechanical	48 Joliet	New	HVAC for new house	Anderson Heat and Air	6,200	\$45.00
5288	9/17/2021	Mechanical	54 Joliet	New	HVAC for new house	Anderson Heat and Air	6,200	\$45.00
5287	9/17/2021	Mechanical	58 Joliet	New	HVAC for new house	Anderson Heat and Air	6,200	\$45.00
5286	9/17/2021	Mechanical	70 Joliet	New	HVAC for new house	Anderson Heat and Air	6,200	\$45.00
5285	9/17/2021	Mechanical	80 Joliet	New	HVAC for new house	Anderson Heat and Air	6,200	\$45.00
5284	9/17/2021	Mechanical	94 Joliet	New	HVAC for new house	Anderson Heat and Air	6,200	\$45.00
5283	9/17/2021	Mechanical	89 Joliet	New	HVAC for new house	Anderson Heat and Air	6,200	\$45.00
5282	9/17/2021	Mechanical	75 Joliet	New	HVAC for new house	Anderson Heat and Air	6,200	\$45.00
5281	9/17/2021	Mechanical	69 Joliet	New	HVAC for new house	Anderson Heat and Air	6,200	\$45.00
5280	9/17/2021	Mechanical	47 Joliet	New	HVAC for new house	Anderson Heat and Air	6,200	\$45.00
5279	9/17/2021	Mechanical	41 Joliet	New	HVAC for new house	Anderson Heat and Air	6,200	\$45.00
5278	9/17/2021	Mechanical	35 Joliet	New	HVAC for new house	Anderson Heat and Air	6,200	\$45.00
5277	9/17/2021	Mechanical	21 Joliet	New	HVAC for new house	Anderson Heat and Air	6,200	\$45.00
5276	9/17/2021	Mechanical	78 Loveland	New	HVAC for new house	Anderson Heat and Air	5,450	\$40.00

5275	9/17/2021	Mechanical	26 Joliet	New	HVAC for new house	Anderson Heat and Air	5,450	\$40.00
5274	9/17/2021	Mechanical	42 Joliet	New	HVAC for new house	Anderson Heat and Air	5,450	\$40.00
5273	9/17/2021	Mechanical	64 Joliet	New	HVAC for new house	Anderson Heat and Air	5,450	\$40.00
5272	9/17/2021	Mechanical	76 Joliet	New	HVAC for new house	Anderson Heat and Air	5,450	\$40.00
5271	9/17/2021	Mechanical	84 Joliet	New	HVAC for new house	Anderson Heat and Air	5,450	\$40.00
5270	9/17/2021	Electric	560 Goose Crossing	New	Electric for new house	Fast Electric	5,200	\$40.00
5269	9/17/2021	Mechanical	90 Joliet	New	HVAC for new house	Anderson Heat and Air	5,450	\$40.00
5268	9/17/2021	Mechanical	93 Joliet	New	HVAC for new house	Anderson Heat and Air	5,450	\$40.00
5267	9/17/2021	Mechanical	83 Joliet	New	HVAC for new house	Anderson Heat and Air	5,450	\$40.00
5266	9/17/2021	Mechanical	79 Joliet	New	HVAC for new house	Anderson Heat and Air	5,450	\$40.00
5265	9/17/2021	Mechanical	63 Joliet	New	HVAC for new house	Anderson Heat and Air	5,450	\$40.00
5264	9/17/2021	Mechanical	57 Joliet	New	HVAC for new house	Anderson Heat and Air	5,450	\$40.00
5263	9/17/2021	Mechanical	53 Joliet	New	HVAC for new house	Anderson Heat and Air	5,450	\$40.00
5262	9/17/2021	Mechanical	29 Joliet	New	HVAC for new house	Anderson Heat and Air	5,450	\$40.00
5261	9/17/2021	Electric	204 Amber Dawn	New	Electric for new house	Electro Craft	5,354	\$40.00
5260	9/17/2021	Electric	247 Amber Dawn	New	Electric for new house	Electro Craft	5,014	\$40.00
5259	9/16/2021	Electric	433 Tyler	New	Electric for new house	Electro Craft	5,911	\$40.00
5258	9/16/2021	Electric	564 Goose Crossing	New	Electric for new house	Fast Electric	5,600	\$40.00

5257	9/16/2021	Electric	534 Goose Crossing	New	Electric for new house	Fast Electric	5,600	\$40.00
5256	9/16/2021	Building	534 Goose Crossing	New	New House	Riggins Construction	239,000	
5255	9/14/2021	Grading Permit	Farmlington Hills	Other	Scraping topsoil on new development	Trademark Custom Homes	50,000	\$300.00
5254	9/14/2021	Plumbing/Gas	205 Amber Dawn	New	Plumbing for new house	Jerry's Plumbing	7,565	\$50.00
5253	9/14/2021	Plumbing/Gas	208 Nightfall	New	Plumbing for new house	Jerry's Plumbing	7,565	\$50.00
5252	9/14/2021	Mechanical	251 Nightfall	New	HVAC for new house	Air Control	3,700	\$30.00
5251	9/13/2021	Building	55 Chickasaw	New	Re-Inspection Fee	Mr. B's	25	\$25.00
5250	9/10/2021	Storage Building	10886 Blue Sky	New	Storage Building	Heritage Farms	37,000	\$195.00
5249	9/10/2021	Electric	426 Tyler	New	Electric for new house	Fast Electric	6,100	\$45.00
5248	9/10/2021	Electric	450 Tyler	New	Electric for new house	Fast Electric	6,100	\$45.00
5247	9/10/2021	Electric	205 Amber Dawn	New	Electric for new house	Fast Electric	6,000	\$40.00
5246	9/10/2021	Electric	208 Nightfall	New	Electric for new house	Fast electric	6,200	\$45.00
5245	9/10/2021	Electric	245 Nightfall	New	Electric for new house	Fast Electric	6,400	\$45.00
5244	9/10/2021	Electric	239 Nightfall	New	Electric for new house	Fast Electric	6,000	\$40.00
5243	9/10/2021	Building	71 James	Alteration	Converting garage to room	Homeowner	0	
5242	9/10/2021	Building	185 Wesley Stevens	New	New House	Home owner	423,000	\$1,429.00

5240	9/10/2021	Electric	379	New	Electric for new house	Hill Electric	5,500	\$40.00
5239	9/10/2021	Electric	385	New	Electric for new house	Hill Electric	5,500	\$40.00
5238	9/10/2021	Electric	397	New	Electric for new house	Hill Electric	5,500	\$40.00
5237	9/10/2021	Electric	372	New	Electric for new house	Hill Electric	5,500	\$40.00
5236	9/10/2021	Electric	368	New	Electric for new house	Hill Electric	5,500	\$40.00
5235	9/10/2021	Electric	362	New	Electric for new house	Hill Electric	5,500	\$40.00
5234	9/10/2021	Electric	356	New	Electric for new house	Hill Electric	5,500	\$40.00
5233	9/10/2021	Electric	348	New	Electric for new house	Hill Electric	5,500	\$40.00
5232	9/10/2021	Electric	338	New	Electric for new house	Hill Electric	5,500	\$40.00
5231	9/10/2021	Electric	332	New	Electric for new house	Hill Electric	5,500	\$40.00
5230	9/9/2021	Electric	326	New	Electric for new house	Hill Electric	5,500	\$40.00
5229	9/9/2021	Electric	320	New	Electric for new house	Hill Electric	5,500	\$40.00
5228	9/9/2021	Electric	314	New	Electric for new house	Hill Electric	5,500	\$40.00
5227	9/9/2021	Electric	306	New	Electric for new house	Hill Electric	5,500	\$40.00
5226	9/9/2021	Electric	309	New	Electric for new house	Hill Electric	5,500	\$40.00
5225	9/9/2021	Electric	317	New	Electric for new house	Hill Electric	5,500	\$40.00
5224	9/9/2021	Electric	323	New	Electric for new house	Hill Electric	5,500	\$40.00
5223	9/9/2021	Electric	329	New	Electric for new house	Hill Electric	5,500	\$40.00

5222	9/9/2021	Electric	335 Mojave	New	Electric for new house	Hill Electric	5,500	\$40.00
5221	9/9/2021	Electric	451 Tyler	New	Electric for new house	Electro Craft	6,184	\$45.00
5220	9/8/2021	Building	408 Tyler	New	New House	Riverwood Homes	269,000	\$967.00
5219	9/8/2021	Mechanical	534 Goose Crossing	New	HVAC for new house	Anderson Heat and Air	4,100	\$35.00
5218	9/8/2021	Building	240 Lossing	Addition	Adding bedrooms to existing house	Criterion Energy LLC	100,000	\$460.00
5217	9/7/2021	Electric	11664 Club House	New	Electric for pool	Cody Riddle Electrical	1,500	\$20.00
5216	9/7/2021	Electric	445 Tyler	New	Electric for new house	Electro Craft	6,153	\$45.00
5215	9/7/2021	Plumbing/Gas	308 Tacoma	New	Plumbing for new house	Brad's Plumbing	7,000	\$45.00
5214	9/7/2021	Plumbing/Gas	302 Tacoma	New	Plumbing for new house	Brad's Plumbing	7,000	\$45.00
5213	9/7/2021	Plumbing/Gas	319 Tacoma	New	Plumbing for new house	Brad's Plumbing	7,000	\$45.00
5212	9/7/2021	Plumbing/Gas	325 Tacoma	New	Plumbing for new house	Brad's Plumbing	7,000	\$45.00
5211	9/7/2021	Plumbing/Gas	331 Tacoma	New	Plumbing for new house	Brad's Plumbing	7,000	\$45.00
5210	9/7/2021	Plumbing/Gas	337 Tacoma	New	Plumbing for new house	Brad's Plumbing	7,000	\$45.00
5209	9/7/2021	Plumbing/Gas	303 Kinniburgh	New	Plumbing for new house	Accelerate Plumbing	13,000	\$75.00
5208	9/7/2021	Electric	219 W Main	Repair	Replace meter base	Utopia Remodel	250	\$20.00
5207	9/7/2021	Electric	102 Old Depot Rd, unit 19	Repair	Service entrance cable	Allied	2,500	\$25.00
5206	9/7/2021	Electric	222 Amber Dawn	New	Electric for new house	Electro Craft	6,353	\$45.00

5205	9/7/2021	Building	328 Tyler	New	New House	Riverwood Homes	261,000	\$943.00
5204	9/7/2021	Building	340 Tyler	New	New House	Riverwood Homes	261,000	\$943.00
5203	9/7/2021	Building	346 Tyler	New	New House	Riverwood Homes	261,000	\$943.00
5202	9/3/2021	Building	322 Tyler	New	New House	Riverwood Homes	261,000	\$943.00
5201	9/3/2021	Building	235 Amber Dawn	New	New House	Riverwood Homes	213,000	\$799.00
5200	9/2/2021	Electric	536 Utah	New	Electric for new house	Shock Squad	5,600	\$40.00
5199	9/2/2021	Electric	216 New York	New	Electric for new house	Shock Squad	5,300	\$40.00
5198	9/2/2021	Electric	228 New York	New	Electric for new house	Shock Squad	5,600	\$40.00
5197	9/2/2021	Electric	549 Grace Lane	New	Electric for new house	Shock Squad	5,000	\$35.00
5196	9/1/2021	Electric	285 New York	New	Electric for new house	Shock Squad	5,300	\$40.00
5195	9/1/2021	Electric	214 Pennsylvania	New	Electric for new house	Shock Squad	5,400	\$40.00
5194	9/1/2021	Electric	283 Pennsylvania	New	Electric for new house	Shock Squad	5,400	\$40.00
5193	9/1/2021	Electric	222 Idaho	New	Electric for new house	Shock Squad	5,600	\$40.00
5192	9/1/2021	Electric	524 Utah	New	Electric for new house	Shock Squad	6,000	\$40.00
5191	9/1/2021	Electric	222 New York	New	Electric for new house	Shock Squad	5,400	\$40.00
5190	9/1/2021	Electric	215 Pennsylvania	New	Electric for new house	Shock Squad	5,400	\$40.00
5189	9/1/2021	Electric	574 Utah	New	Electric for new house	Shock Squad	5,600	\$40.00
5188	9/1/2021	Electric	216 Idaho	New	Electric for new house	Shock Squad	5,000	\$35.00

5187	9/1/2021	Electric	530 Utah	New	Electric for new house	Shock Squad	5,000	\$35.00
5186	9/1/2021	Electric	276 New York	New	Electric for new house	Shock Squad	6,050	\$45.00
5185	9/1/2021	Electric	217 New York	New	Electric for new house	Shock Squad	5,000	\$35.00
5184	9/1/2021	Electric	252 New York	New	Electric for new house	Shock Squad	5,000	\$35.00
5183	9/1/2021	Electric	226 Pennsylvania	New	Electric for new house	Shock Squad	5,600	\$40.00
5182	9/1/2021	Electric	278 Idaho	New	Electric for new house	Shock Squad	5,200	\$40.00
5181	9/1/2021	Electric	580 Utah	New	Electric for new house	Shock Squad	5,400	\$40.00
5180	9/1/2021	Electric	568 Utah	New	Electric for new house	Shock Squad	5,000	\$35.00
5179	9/1/2021	Electric	282 Pennsylvania	New	Electric for new house	Shock Squad	5,300	\$40.00
5178	9/1/2021	Electric	588 Utah	New	Electric for new house	Shock Squad	5,000	\$35.00
5177	9/1/2021	Building	690 Lindel	New	New House	CLM Homes	676,000	\$1,952.00
								\$32,970.00

Total Records: 182

10/5/2021

Farmington Public Library
Board Meeting Minutes
September 14, 2021

Call to Order – President Regina Sherwood called meeting to order at 6:00 p.m.

Attendees – Nancy Butts, Linda Morrow, LaDeana Mullinix, Anita Sampley, Regina Sherwood, Jill Simpson. Also in attendance – Rachel Sawyer, Librarian.

Agenda – Linda discussed the addition of Landscaping to the list of discussions for the meeting. Jill motioned to approve the agenda with the addition of the Landscaping discussion and a second by LaDeana. Motion carried, 6-0.

Minutes – Linda motioned to approve the minutes from the June 22, 2021 meeting and Anita seconded them. Motion carried, 6-0.

Reports – Linda motioned to accept all reports as written and a second by LaDeana was approved 6-0.

1. Director's and Children's reports
 - a. Rachel reported barriers to filing for E-Rate Emergency Connectivity Funding and the required reporting the Arkansas Department of Agriculture.
 - b. Children's fall offerings started last week with programs presented outside.
 - c. Meeting room, children's computers, and volunteer services have not been resumed with discussion to be held at the next meeting regarding a provisional restart date.
2. Statistics report
 - a. Circulation for the last three months is similar to pre-pandemic numbers, but remains below previous summer numbers.
 - b. 51 adults signed up for summer programs and children logged 14,773 minutes read for June and 14,615 read for July.
 - c. Study room was used 8 times in August. To use the study room, patrons make reservations with library staff.
3. Financial report
 - a. Rachel reported materials and supplies line item was over budget. \$2,000 were spent on a rack of chairs.

Agenda Items

1. Board attended the State Library's trustee training presented by Jennifer Wann on September 9.
2. Phyllis Shaw resigned on September 7 and recommendations to fill the vacancy were made.
3. Rachel to contact Fay-Ark Lawn regarding improvements to flower beds.

Next meeting scheduled for November 9. Jill motioned to adjourn at 7:08 and a second by LaDeana.

Regina Sherwood
Regina Sherwood, Board President

Library

Circulation and Patron Services

2021	JAN	FEB	MAR	APR	MAY	JUN	JUL	AUG	SEPT	OCT	NOV	DEC
Total Check Outs	1,811	1,538	1,976	2,034	2,883	4,723	4,208	4,034	3,816			
YTD Check Outs	1,811	3,349	5,325	7,359	10,242	14,965	19,173	23,207	27,023			
Total Check In	1,273	1,129	1,546	1,257	1,506	2,249	2,701	2,279	2,024			
YTD Check In	1,273	2,402	3,948	5,205	6,711	8,960	11,661	13,940	15,964			
Holds Satisfied	484	375	654	649	542	653	503	462	465			
YTD Hold Satisfied	484	859	1,513	2,162	2,704	3,357	3,860	4,322	4,787			
PAC Logins	546	535	707	483	479	600	574	548	493			
YTD PAC Logins	546	1,081	1,788	2,271	2,750	3,350	3,924	4,472	4,965			
New Cardholders	10	10	11	18	20	32	39	33	26			
YTD New Cardholders	10	20	31	49	69	101	140	173	199			
eMedia Circulation	169	137	147	128	169	165	187	223	734***			
YTD eMedia Circulation	169	306	453	581	750	915	1,102	1,325	2,059			
2020	JAN	FEB	MAR	APR	MAY	JUN	JUL	AUG	SEPT	OCT	NOV	DEC
Total Check Outs	4,265	4,152	1,471	5	177	487	778	598	983	1,585	2,132	2,096
YTD Check Outs	4,265	8,417	9,888	9,893	10,070	10,557	11,335	11,933	12,916	14,501	16,633	18,729
Total Check In	2,965	2,592	912	12	691	1,031	702	652	796	1,058	1,396	1,318
YTD Check In	2,965	5,557	6,469	6,481	7,172	8,203	8,905	9,557	10,353	11,411	12,807	14,125
Holds Satisfied	617	546	328	2	67	250	192	283	416	406	357	457
YTD Hold Satisfied	617	1,163	1,491	1,493	1,560	1,810	2,002	2,285	2,701	3,107	3,464	3,921
PAC Logins	526	540	409	130	205	238	244	290	480	495	497	432
YTD PAC Logins	526	1,066	1,475	1,605	1,810	2,048	2,292	2,582	3,062	3,557	4,054	4,486
New Cardholders	23	32	11	2*	2	8	8	15	26	17	12	21
YTD New Cardholders	23	55	66	68	70	78	86	101	127	144	156	177
eMedia Circulation				33**	122	96	98	95	96	105	84	120
YTD eMedia Circulation				33	155	251	349	444	540	645	729	849

*began making eLibrary cards using on-line form

**added downloadable media platform hoopla (eBooks, audiobooks, music albums, TV & movies)

***added downloadable children's books database Tumblebooks Platinum

Library

Computer Use

	JAN	FEB	MAR	APR	MAY	JUN	JUL	AUG	SEP	OCT	NOV	DEC
2021												
Early Literacy Station Users	0	0	0	0	0	0	0	0	0			
YTD Early Literacy Station Users	0	0	0	0	0	0	0	0	0			
Users	0	0	0	16	42	58	70	96	114			
YTD Users	0	0	0	16	58	116	186	282	396			
Device Checkout	0	0	0	0	0	0	0	0	0			
YTD Device Checkout	0	0	0	0	0	0	0	0	0			
2020												
Early Literacy Station Users	126	196	31	0	0	0	0	0	0			
YTD Early Literacy Station Users	126	322	322	322	322	322	322	322	322	322	322	322
Users	229	233	105	0	0	0	0	0	0			
YTD Users	229	462	567	567	567	567	567	567	567	567	567	567
Device Checkout	0	0	0	0	0	0	0	0	0			
YTD Device Checkout	0	0	0	0	0	0	0	0	0			

Library

Miscellaneous Services

	2021	JAN	FEB	MAR	APR	MAY	JUN	JUL	AUG	SEP	OCT	NOV	DEC
Color Print Services	0	0	0	4	11	3	2	65	14	14	0	0	0
YTD Color Print Services	0	0	0	4	15	18	20	85	99	99	0	0	0
Copy/Print Services	164	99	336	203	643	558	699	1,136	767	767	0	0	0
YTD Copy/Print Services	164	263	599	802	1,445	2,003	2,702	3,838	4,605	4,605	0	0	0
Fax Services	0	0	0	14	84	20	27	37	25	25	0	0	0
YTD Fax Services	0	0	0	14	98	118	145	182	207	207	0	0	0
Notary Services	0	0	0	0	11	10	10	10	11	11	0	0	0
YTD Notary Services	0	0	0	0	11	21	31	41	52	52	0	0	0
Reference Transactions	464	304	338	280	354	342	357	355	209	209	0	0	0
YTD Reference Transactions	464	768	1,106	1,386	1,740	2,082	2,439	2,794	3,003	3,003	0	0	0
Scanning Services	0	0	0	5	29	136	84	65	211	211	0	0	0
YTD Scanning Services	0	0	0	5	34	170	254	319	530	530	0	0	0
Staff Supervised Volunteer Hours	0	0	0	0	0	0	0	0	0	0	0	0	0
YTD Staff Supervised Volunteer Hours	0	0	0	0	0	0	0	0	0	0	0	0	0
Test Proctor	0	0	0	0	0	0	0	0	0	0	0	0	0
YTD Test Proctor	0	0	0	0	0	0	0	0	0	0	0	0	0
	2020	JAN	FEB	MAR	APR	MAY	JUN	JUL	AUG	SEP	OCT	NOV	DEC
Color Print Services	43	39	145	0	0	0	0	0	0	0	0	0	0
YTD Color Print Services	43	82	227	227	227	227	227	227	227	227	227	227	227
Copy/Print Services	1,563	2,085	1,015	0	0	0	0	99*	82	82	68	79	403
YTD Copy/Print Services	1,563	3,648	4,663	4,663	4,663	4,663	4,663	4,762	4,762	4,762	4,830	4,909	5,312
Fax Services	63	61	54	0	0	0	0	0	0	0	0	0	0
YTD Fax Services	63	124	178	178	178	178	178	178	178	178	178	178	178
Notary Services	6	4	0	0	0	0	0	0	0	0	0	0	0
YTD Notary Services	6	10	10	10	10	10	10	10	10	10	10	10	10
Reference Transactions	547	533	220	149	127	170	164	156	191	191	588	556	531
YTD Reference Transactions	547	1,080	1,300	1,449	1,576	1,746	1,910	2,066	2,257	2,257	2,845	3,401	3,932
Scanning Services	140	246	384	0	0	0	0	0	0	0	0	0	0
YTD Scanning Services	140	386	770	770	770	770	770	770	770	770	770	770	770
Staff Supervised Volunteer Hours	29	39	1	0	0	0	0	0	0	0	0	0	0
YTD Staff Supervised Volunteer Hours	29	68	69	69	69	69	69	69	69	69	69	69	69
Test Proctor	0	0	0	0	0	0	0	0	0	0	0	0	0
YTD Test Proctor	0	0	0	0	0	0	0	0	0	0	0	0	0

*started offering curbside print services

Library

Programs and Meetings

	JAN	FEB	MAR	APR	MAY	JUN	JUL	AUG	SEP	OCT	NOV	DEC
2021												
Arkansas Diamond Book Pairing Kit Pickup									14			
Book Club								8				
Community Story Time								2				
Craft Kit Pickup		27							30			
Kids Book Club/Tween STEM Club						94	56					
Kindergarten Story Time					436	268						
Leprechaun Challenge			6									
Meeting Room Use												
Monthly Family Movie Showing								8	6			
Study Room Use												
Summer Reading Balloon Performance						57						
Summer Reading Bird Sanctuary Program						19						
Summer Reading Work Out Your Wild Side						23	3					
Talewise Interactive Movie Showing							32					
Technology Instruction Session			4			1	2		1			
Trike Theatre Performance							34					
Total Monthly Program Attendance			6			193	393	10	44			
Number of Juvenile Programs		1	1			8	6	1	7			
Number of Young Adult Programs												
Number of Adult Programs												
Number of Non-library Meeting Room Events												

Library

Virtual Programs

	JAN	FEB	MAR	APR	MAY	JUN	JUL	AUG	SEP	OCT	NOV	DEC
2021												
Adult Summer Reading Club Sign-Ups						47	4					
Adult SRC Books Logged						57	56					
Adult Winter Reading Club Sign-Ups	26											
Adult WRC Books Logged	114											
Arkansas Diamond Book Pairing												
Children's Summer Reading Club Sign-ups						92	4					
Children's SRC logged minutes						14,773	14,615					
Gardening Class presented by BG Ozarks				4								
Teen Summer Reading Club Sign-ups						12	1					
Teen SRC logged minutes						2,414	2,398					
Tween Summer Reading Club Sign-ups						36	3					
Tween SRC logged minutes						8,945	11,261					
Total Monthly Program Attendance	26				4	187	199					
Number of Juvenile Programs		3				2	2					
Number of Young Adult Programs			2			1	1					
Number of Adult Programs	1			1		1	1					

Library

Daily Visitors

	JAN	FEB	MAR	APR	MAY	JUN	JUL	AUG	SEP	OCT	NOV	DEC
2021												
Visits	205	156	310	611	840	1,414	1,441	1,340	1,267			
YTD Visits	205	361	671	1,282	2,122	3,536	4,977	6,317	7,584			
2020												
Visits	2,407	2,234	828	0	0	0	0	0	66*	248	275	273
YTD Visits	2,407	4,641	5,469	5,469	5,469	5,469	5,469	5,469	5,535	5,783	6,058	6,331

*beginning on 9/22 building open for express checkout only

OZARK REGIONAL TRANSIT
Operating Statistics
August 2021

FIXED ROUTE	Current Month				Year To Date			
	This Year	Prior Year	Change	% Chg	This Year	Prior Year	Change	% Chg
FR Cash Fares	0	0	0	100.0%	0	993	-993	-100.0%
FR NWACC Free	0	0	0	100.0%	0	1,300	-1,300	-100.0%
FR ORT Pass	0	0	0	100.0%	0	1,211	-1,211	-100.0%
FR Children Free	0	0	0	100.0%	0	23	-23	-100.0%
FR Transfers	0	0	0	100.0%	0	38	-38	-100.0%
FR Free Fare *	14,829	10,568	4,261	40.3%	98,929	111,124	-12,195	-11.0%
FR Veterans Free	0	0	0	100.0%	0	218	-218	-100.0%
Total Passengers	14,829	10,568	4,261	40.3%	98,929	114,907	-15,978	-13.9%
Passengers per Revenue Hour	5.1	3.8	1.3	35.5%	4.5	5.0	-0.5	-9.3%
Daily Passengers	674	503	171	33.9%	596	672	-76	-11.3%
ADA Complementary Paratransit	894	736	158	21.5%	6,378	6,640	-262	-3.9%
Bike Passengers	426	338	88	26.0%	2,527	3,108	-581	-18.7%
FR Revenue Hours	2,900	2,801	99	3.5%	21,966	23,146	-1,181	-5.1%
FR Service Hours	3,091	2,984	107	3.6%	23,414	24,700	-1,286	-5.2%
FR Revenue Miles	39,060	37,917	1,143	3.0%	302,371	329,236	-26,866	-8.2%
FR Service Miles	43,876	42,525	1,351	3.2%	338,848	368,498	-29,650	-8.0%
PARATRANSIT	This Year	Prior Year	Change	% Chg	This Year	Prior Year	Change	% Chg
PT Cash Fares	0	0	0	100.0%	0	567	-567	-100.0%
PT ORT Pass	0	0	0	100.0%	0	1,167	-1,167	-100.0%
PT Free Fare	1,297	952	345	36.2%	9,736	7,106	2,630	37.0%
Total Passengers	1,297	952	345	36.2%	9,736	8,840	896	10.1%
Passengers per Revenue Hour	1.4	1.2	0.2	19.2%	1.4	1.1	0.4	33.1%
Daily Passengers	59	45	14	30.0%	59	52	7	13.5%
PT Revenue Hours	926	810	116	14.3%	6,746	8,155	-1,409	-17.3%
PT Service Hours	1,133	1,165	-32	-2.7%	8,512	10,733	-2,220	-20.7%
PT Revenue Miles	10,650	9,472	1,178	12.4%	77,158	84,406	-7,248	-8.6%
PT Service Miles	13,247	12,034	1,213	10.1%	98,074	108,438	-10,364	-9.6%
TOTAL	This Year	Prior Year	Change	% Chg	This Year	Prior Year	Change	% Chg
Paratransit/Fixed Route Passengers	16,126	11,520	4,606	40.0%	108,665	123,747	-15,082	-12.2%
Daily PT/FR Passengers	733	549	184	33.6%	655	724	-69	-9.5%
Charter/Shuttle Passengers	62	62	0	0.0%	62	62	0	0.0%
Total Passengers	16,188	11,582	4,606	39.8%	108,727	123,809	-15,082	-12.2%

	Current Month				Year To Date			
	This Year	Prior Year	Change	% Chg	This Year	Prior Year	Change	% Chg
Weekdays	22	21	1	4.8%	166	171	-5	-2.9%
Revenue Vehicles	30	33	-3	-9.1%				
Non-Revenue Vehicles	6	6	0	0.0%				
Total Vehicles	36	39	-3	-7.7%				
Total Miles (All Vehicles)	62,726	63,285	-559	-0.9%	474,298	546,498	-72,200	-13.2%
Diesel Fuel Consumed	4,376	3,326	1,050	31.6%	32,107	25,758	6,349	24.7%
Gas Consumed	4,215	5,370	-1,154	-21.5%	30,253	42,608	-12,355	-29.0%
CNG Consumed	0	139	-139	-100.0%	0	463	-463	-100.0%
Miles Per Gallon	7.3	7.2	0.1	1.9%	7.6	7.9	-0.3	-4.2%
Road calls	0	0			6	10		
Accidents	3	0			10	10		
Operations (Full Time Equivalent)	39	38	1	2.6%				
Maintenance	11	11	0	0.0%				
Administration	10	7	3	42.9%				
Total	60	56	4	7.1%				
Inbound Calls	4,158				31,294			
Outbound Calls	1,784				15,852			
Total Calls	5,942				47,146			
Average Call Duration	1:48				1:49			

Route Summary - August 2021

Fixed Routes

Route	Days	Passengers		Revenue Hours		Revenue Miles		Service Hours		Service Miles	
		Daily	Total	Daily	Total	Daily	Total	Daily	Total	Daily	Total
10-1	22	134.7	2,963	13.0	286.0	182.2	4,009.2	13.5	297.0	192.6	4,238.0
10-2	22	59.8	1,315	12.4	272.0	169.6	3,731.6	13.4	294.0	189.8	4,176.0
20	22	151.3	3,328	13.5	297.0	190.3	4,186.6	14.5	319.0	210.5	4,631.0
30	22	24.6	542	13.0	286.0	114.4	2,516.2	13.5	297.0	124.8	2,745.0
11	22	22.1	486	9.0	198.0	130.7	2,875.2	10.3	227.3	161.1	3,544.0
ODT1	26	18.5	481	11.2	291.0	113.1	2,941.0	12.2	317.0	143.1	3,721.0
ODT2	26	15.9	413	11.2	291.0	110.5	2,872.0	12.2	317.0	140.5	3,652.0
61	22	112.5	2,475	13.0	286.0	199.4	4,387.2	13.5	297.0	209.8	4,616.0
62	22	99.0	2,178	13.6	298.8	180.1	3,963.0	14.1	309.8	186.1	4,095.0
63	22	20.9	459	8.0	176.0	151.9	3,341.0	8.0	176.0	151.9	3,341.0
490	22	8.6	189	9.9	218.2	192.6	4,237.0	10.9	240.2	232.6	5,117.0
Total		667.8	14,829	127.7	2,900.0	1,734.8	39,060.0	136.1	3,091.3	1,942.8	43,876.0

Paratransit Routes

Route	Days	Passengers		Revenue Hours		Revenue Miles		Service Hours		Service Miles	
		Daily	Total	Daily	Total	Daily	Total	Daily	Total	Daily	Total
DR - CC	22	6.9	151	5.7	125.6	20.2	444.7	7.5	165.0	23.1	509.0
PT1	21	10.3	216	6.2	129.8	96.0	2,016.6	7.5	158.5	110.0	2,310.0
PT2	22	9.9	218	7.6	166.8	84.8	1,864.7	8.8	192.5	111.1	2,444.0
PT3	22	10.4	228	7.1	157.0	99.2	2,181.9	8.1	178.8	116.0	2,553.0
PT4	22	9.8	215	7.2	157.4	73.0	1,606.6	9.0	197.0	104.2	2,292.0
PT5	22	8.1	179	5.7	125.7	82.0	1,803.0	7.4	163.3	97.2	2,138.0
PT6	10	9.0	90	6.4	64.0	73.2	732.2	7.8	78.3	100.1	1,001.0
PT7	0	0.0	0	0.0	0.0	0.0	0.0	0.0	0.0	0.0	0.0
PT8	0	0.0	0	0.0	0.0	0.0	0.0	0.0	0.0	0.0	0.0
Total		64.3	1,297	45.9	926.3	528.4	10,649.7	56.1	1,133.3	661.7	13,247.0

Service Totals

	Passengers		Revenue Hours		Revenue Miles		Service Hours		Service Miles	
	Daily	Total	Daily	Total	Daily	Total	Daily	Total	Daily	Total
Paratransit	64.3	1,297.0	45.9	926.3	528.4	10,649.7	56.1	1,133.3	661.7	13,247.0
Fixed Route	667.8	14,829.0	127.7	2,900.0	1,734.8	39,060.0	136.1	3,091.3	1,942.8	43,876.0
Grand Total		16,126.0		3,826.3		49,709.7		4,224.7		57,123.0

Fixed Routes

10-1, 10-2, 20, 30: Fayetteville
 61, 62, 63: Springdale
 ODT1, ODT2: Rogers
 11: Bentonville
 490: I49 Commuter Express

Paratransit Routes

DR - CC: Demand Response Route in Carroll County
 PT1 - PT8: ADA Paratransit / Demand Response Routes

Route Summary - August 2021

Fixed Routes

Route	Days	Passengers				Wheel-chairs		Bikes	
		Daily	Total	Per Rev Hour	Per Rev Mile	Daily	Total	Daily	Total
10-1	22	134.7	2,963	10.4	0.7	2.5	54	5.0	110
10-2	22	59.8	1,315	4.8	0.4	1.0	23	1.4	30
20	22	151.3	3,328	11.2	0.8	3.4	75	3.5	78
30	22	24.6	542	1.9	0.2	0.1	2	0.2	5
11	22	22.1	486	2.5	0.2	1.9	41	2.0	43
ODT1	26	18.5	481	1.7	0.2	0.0	0	0.1	3
ODT2	26	15.9	413	1.4	0.1	0.0	0	0.1	3
61	22	112.5	2,475	8.7	0.6	1.1	24	4.0	89
62	22	99.0	2,178	7.3	0.5	2.0	44	2.0	44
63	22	20.9	459	2.6	0.1	0.1	2	0.2	5
490	22	8.6	189	0.9	0.0	0.3	6	0.7	16
		667.8	14,829	53.2	3.9	12.3	271	19.3	426

Paratransit Routes

Route	Days	Passengers				Wheel-chairs	
		Daily	Total	Per Rev Hour	Per Rev Mile	Daily	Total
DR - CC	22	6.9	151	1.2	0.3	0.0	0
PT1	21	10.3	216	1.7	0.1	1.9	40
PT2	22	9.9	218	1.3	0.1	3.2	71
PT3	22	10.4	228	1.5	0.1	0.9	20
PT4	22	9.8	215	1.4	0.1	0.9	19
PT5	22	8.1	179	1.4	0.1	1.2	27
PT6	10	9.0	90	1.4	0.1	1.8	18
PT7	0	0.0	0	0.0	0.0	0.0	0
PT8	0	0.0	0	0.0	0.0	0.0	0
		64.3	1,297	9.8	1.0	9.9	195

Weekday Service Totals

	Passengers				Wheel-chairs		Bikes	
	Daily	Total	Per Rev Hour	Per Rev Mile	Daily	Total	Daily	Total
Paratransit	64.3	1,297	9.8	1.0	9.9	195	0.0	0
Fixed Route	667.8	14,829	53.2	3.9	12.3	271	19.3	426
Grand Total		16,126.0				466.0		426.0

Fixed Routes

10-1, 10-2, 20, 30: Fayetteville
 61, 62, 63: Springdale
 ODT1, ODT2: Rogers
 11: Bentonville
 490: I49 Commuter Express

Paratransit Routes

DR - CC: Demand Response Route in Carroll County
 PT1 - PT8: ADA Paratransit / Demand Response Routes

Rogers On Demand Transit Summary

August 2021

Weekdays	Passengers	Passengers per Hour
8/2/2021	31	1.3
8/3/2021	36	1.5
8/4/2021	35	1.5
8/5/2021	32	1.4
8/6/2021	42	1.4
8/9/2021	57	2.4
8/10/2021	44	1.8
8/11/2021	22	0.6
8/12/2021	37	1.2
8/13/2021	44	0.6
8/16/2021	44	1.9
8/17/2021	36	1.5
8/18/2021	37	1.6
8/19/2021	42	1.4
8/20/2021	31	1.0
8/23/2021	56	2.4
8/24/2021	45	1.9
8/25/2021	28	1.2
8/26/2021	51	1.7
8/27/2021	33	0.9
8/30/2021	32	1.1
8/31/2021	34	1.4
Total	849	1.4

Saturdays	Passengers	Passengers per Hour
8/7/2021	15	0.8
8/14/2021	14	0.8
8/21/2021	11	0.9
8/28/2021	5	0.4
Total	45	0.7

Top 10 Bus Stop Activity Locations	
Bus Stop	Serviced *
[R230] NWACC Burns Hall	188
[R154] Walmart Supercenter at 21st	108
[R231] Frisco Station Mall	86
[R235] Easy St at Doubletree Apts	78
[R151] Walmart on Pleasant Grove	58
[R209] 46th & Locust (Northbound)	54
[R234] 28th at Wellington Circle	54
[R190] Center for Non Profits on Walnut	46
[R242] 8th at Town & Country	43
[R224] 1st & Laura	42

* - Number of passenger pickups and/or dropoffs

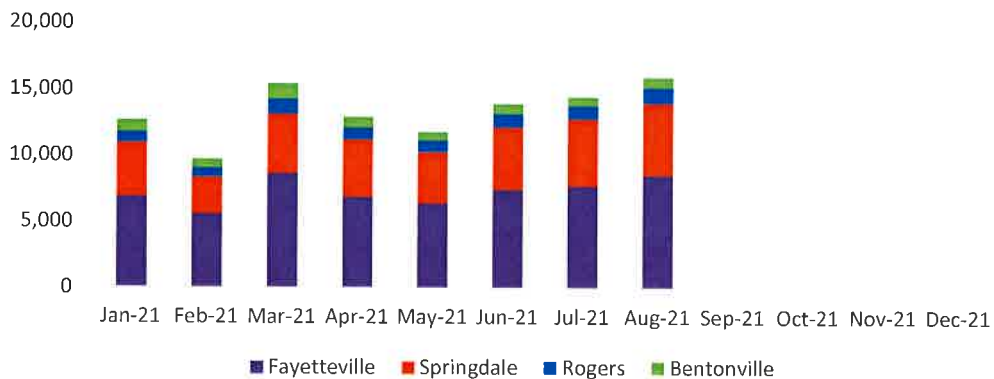
On Demand Transit Daily Passengers



ORT Ridership Summary

Boardings	Jan-21	Feb-21	Mar-21	Apr-21	May-21	Jun-21	Jul-21	Aug-21	Sep-21	Oct-21	Nov-21	Dec-21	Total
Total System													
Fixed Route	11,801	9,024	14,280	11,840	10,798	12,883	13,474	14,829					98,929
ADA Paratransit	760	564	842	853	815	855	795	894					6,378
Demand Response	323	298	625	523	404	407	375	403					3,358
Total Passengers	12,884	9,886	15,747	13,216	12,017	14,145	14,644	16,126					108,665
Fayetteville													
Fixed Route	6,681	5,379	8,330	6,560	6,122	7,141	7,454	8,195					55,862
ADA Paratransit	165	140	198	232	223	208	188	226					1,580
Demand Response	44	53	108	58	45	57	60	76					501
Total Passengers	6,890	5,572	8,636	6,850	6,390	7,406	7,702	8,497					57,943
Springdale													
Fixed Route	3,750	2,567	4,198	4,061	3,611	4,449	4,824	5,160					32,620
ADA Paratransit	287	195	260	244	235	247	242	276					1,986
Demand Response	28	27	56	46	58	57	64	66					402
Total Passengers	4,065	2,789	4,514	4,351	3,904	4,753	5,130	5,502					35,008
Rogers													
Fixed Route	631	520	876	646	622	785	746	941					5,767
ADA Paratransit	169	124	203	203	184	195	173	194					1,445
Demand Response	36	30	74	70	56	63	56	51					436
Total Passengers	836	674	1,153	919	862	1,043	975	1,186					7,648
Bentonville													
Fixed Route	739	558	876	573	443	508	450	533					4,680
ADA Paratransit	139	105	181	174	171	196	184	189					1,339
Demand Response	40	36	81	66	41	47	45	47					403
Total Passengers	918	699	1,138	813	655	751	679	769					6,422
Other Areas													
Fixed Route	0	0	0	0	0	0	0	0					0
ADA Paratransit	0	0	0	0	0	0	0	0					0
Demand Response	175	152	306	283	204	183	150	163					1,616
Total Passengers	175	152	306	283	204	183	150	163					1,616

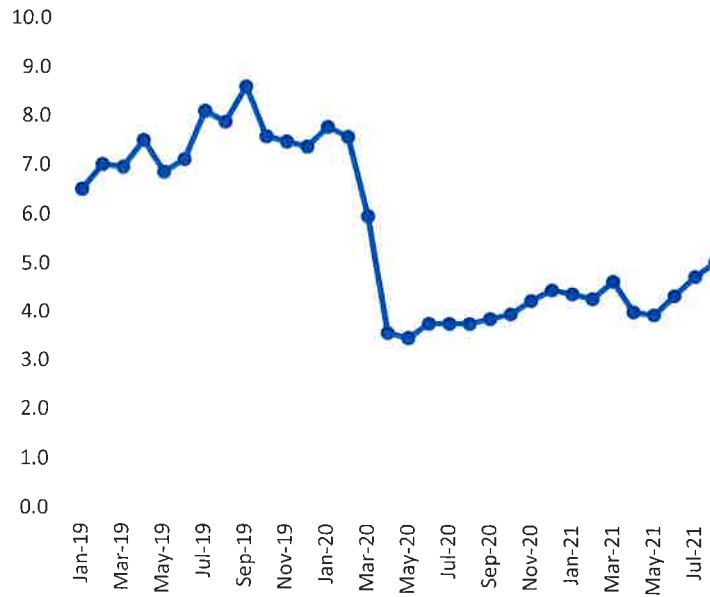
ORT Ridership Totals



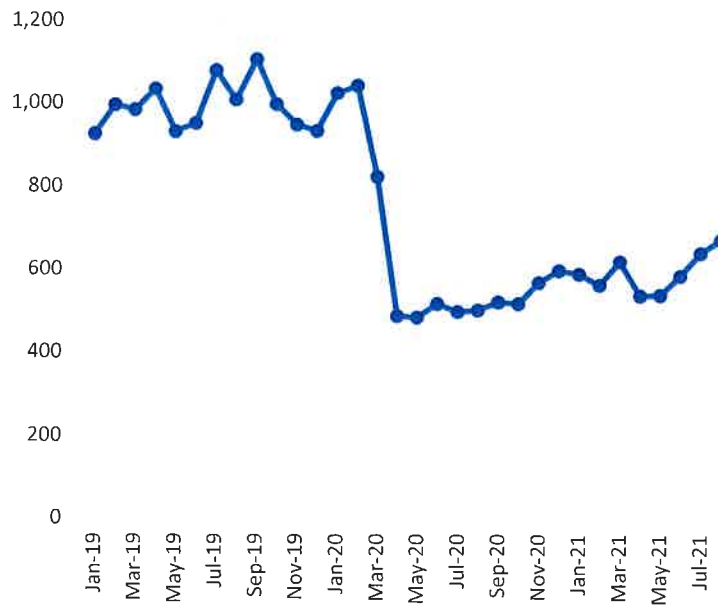
ORT Fixed Route Ridership Trends - January 2019 to Present

Month	Passengers per Revenue Hour	Daily Passengers
Jan-19	6.5	924
Feb-19	7.0	995
Mar-19	7.0	983
Apr-19	7.5	1,034
May-19	6.9	931
Jun-19	7.1	950
Jul-19	8.1	1,079
Aug-19	7.9	1,007
Sep-19	8.6	1,106
Oct-19	7.6	997
Nov-19	7.5	948
Dec-19	7.4	933
Jan-20	7.8	1,025
Feb-20	7.6	1,043
Mar-20	6.0	824
Apr-20	3.6	488
May-20	3.5	485
Jun-20	3.8	518
Jul-20	3.8	499
Aug-20	3.8	503
Sep-20	3.9	522
Oct-20	4.0	518
Nov-20	4.3	569
Dec-20	4.5	598
Jan-21	4.4	590
Feb-21	4.3	564
Mar-21	4.7	621
Apr-21	4.1	538
May-21	4.0	540
Jun-21	4.4	586
Jul-21	4.8	642
Aug-21	5.1	674

Passengers per Revenue Hour



Daily Passengers



City of Fayetteville Fixed Routes

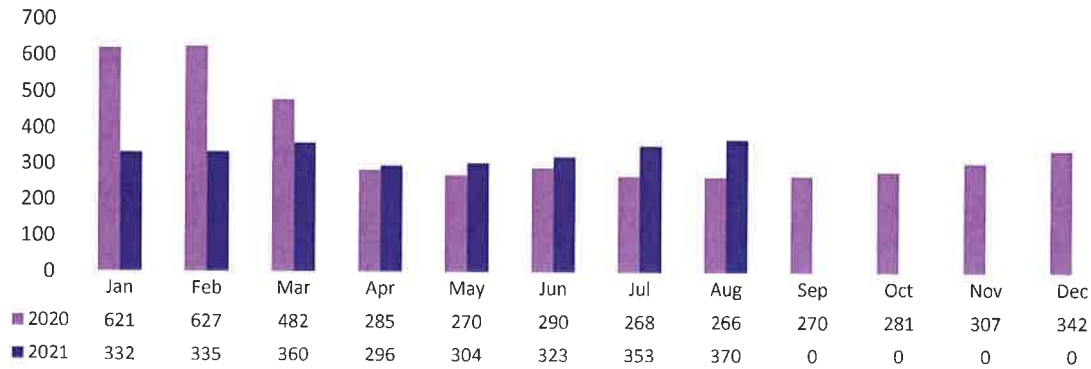
August 2021

Route	Days		Passengers			Revenue Hours			Passengers per Hour	
	Aug	2021	Daily	Aug	2021	Daily	Aug	2021	Aug	2021
10-1	22	166	135	2,963	20,609	13.0	286	2,158	10.4	9.6
10-2	22	166	60	1,315	9,686	12.4	272	2,144	4.8	4.5
10	22	166	194	4,278	30,295	25.4	558	4,302	15.2	14.1
20	22	166	151	3,328	20,410	13.5	297	2,241	11.2	9.1
30	22	164	25	542	4,842	13.0	286	2,132	1.9	2.3
Total			370	8,148	55,547	51.9	1,141	8,675	28.3	25.4

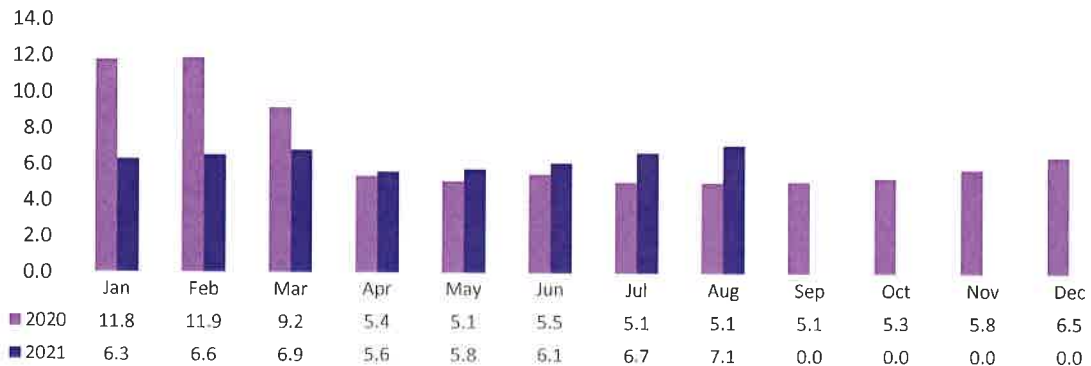
Average Daily Passengers



City Routes Daily Passengers



City Routes Passengers per Revenue Hour

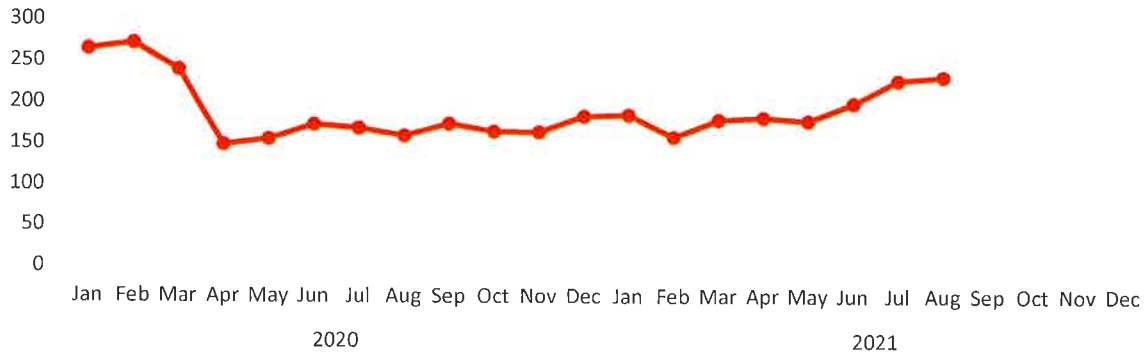


City of Springdale Fixed Routes

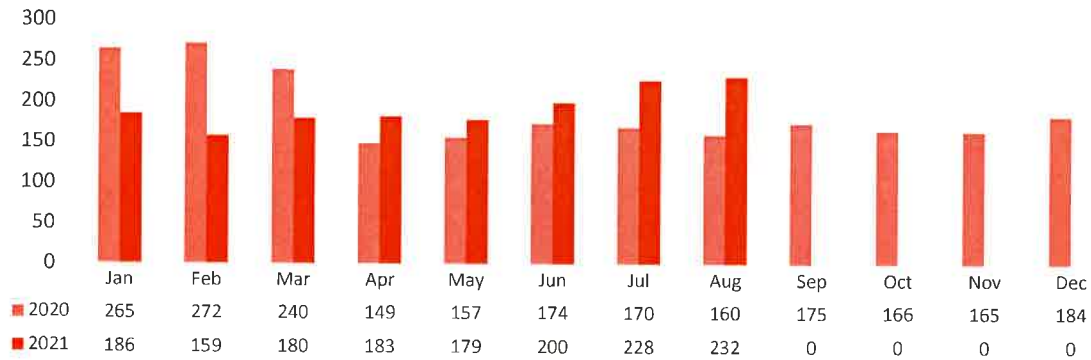
August 2021

Route	Days		Passengers			Revenue Hours			Passengers per Hour	
	Aug	2021	Daily	Aug	2021	Daily	Aug	2021	Aug	2021
61	22	166	113	2,475	15,751	13.0	286	2,152	8.7	7.3
62	22	166	99	2,178	14,126	13.6	299	2,255	7.3	6.3
63	22	166	21	459	2,429	8.0	176	1,328	2.6	1.8
Total			232	5,112	32,306	34.6	761	5,734	18.6	15.4

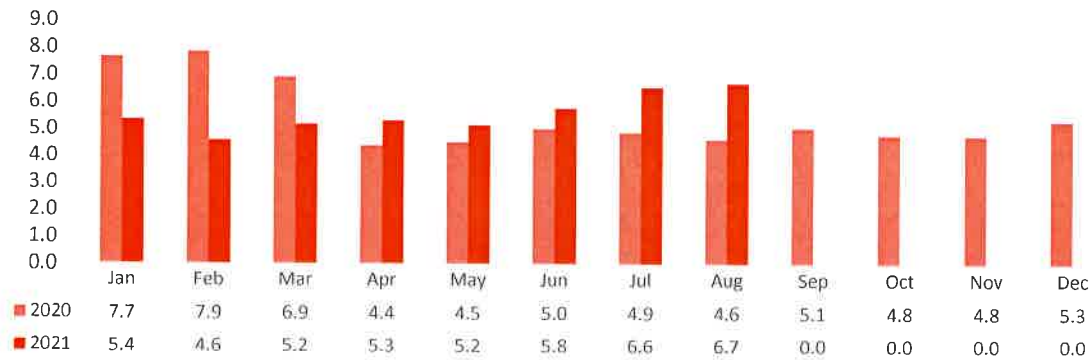
Average Daily Passengers



City Routes Daily Passengers



City Routes Passengers per Revenue Hour



City of Rogers Fixed Routes

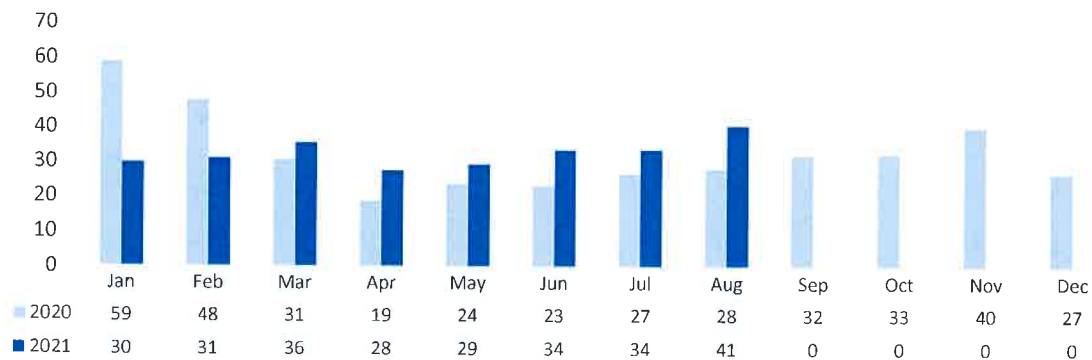
August 2021

Route	Days		Passengers			Revenue Hours			Passengers per Hour	
	Aug	2021	Daily	Aug	2021	Daily	Aug	2021	Aug	2021
ODT1	26	201	19	481	3,078	11.2	291	2,238	1.7	1.4
ODT2	26	198	16	413	2,373	11.2	291	2,188	1.4	1.1
Total				894	5,451		582	4,426	3.1	2.5

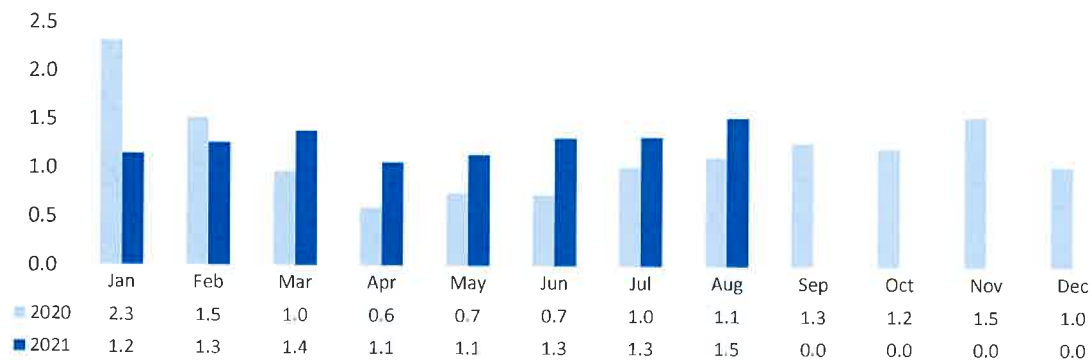
Average Daily Passengers



City Routes Daily Passengers



City Routes Passengers per Revenue Hour



City of Bentonville Fixed Route

August 2021

Route	Days		Passengers			Revenue Hours			Passengers per Hour	
	Aug	2021	Daily	Aug	2021	Daily	Aug	2021	Aug	2021
11	22	166	22	486	4,364	9.0	198	1,494	2.5	2.9
Total			22	486	4,364	9	198	1,494	2.5	2.9

Average Daily Passengers



City Route Daily Passengers



City Route Passengers per Revenue Hour

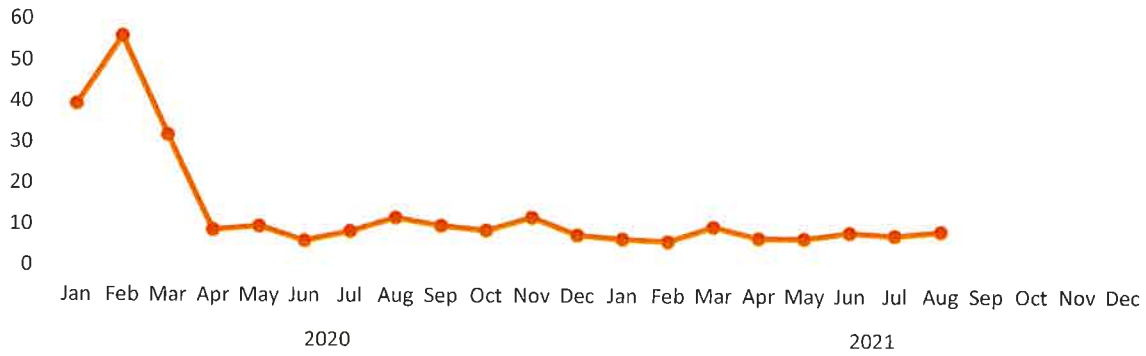


490 Express Route

August 2021

Route	Days		Passengers			Revenue Hours			Passengers per Hour	
	Aug	2021	Daily	Aug	2021	Daily	Aug	2021	Aug	2021
490	22	165	9	189	1,261	9.9	218	1,636	0.9	0.8
Total			9	189	1,261	10	218	1,636	0.9	0.8

Average Daily Passengers



Passenger Boardings by City
YTD through August

Benton County	2021				2020			
	Fixed Route	ADA Paratransit	Demand Response	Total	Fixed Route	ADA Paratransit	Demand Response	Total
Avoca	0	0	0	0	0	0	0	0
Bella Vista	0	0	2	2	0	0	0	0
Benton County	0	0	11	11	0	0	0	0
Bentonville	4,680	1,339	403	6,422	6,433	942	440	7,815
Bethel Heights	0	0	0	0	0	0	0	0
Cave Springs	0	0	0	0	0	0	0	0
Centerton	0	0	12	12	0	0	3	3
Garfield	0	0	0	0	0	0	0	0
Gravette	0	0	0	0	0	0	0	0
Little Flock	0	0	0	0	0	0	0	0
Lowell	0	28	59	87	0	0	76	76
Pea Ridge	0	0	3	3	0	0	0	0
Rogers	5,767	1,445	436	7,648	6,408	1,173	375	7,956
Siloam Springs	0	0	0	0	0	0	0	0
Total	10,447	2,812	926	14,185	12,841	2,115	894	15,850

Washington County	2021				2020			
	Fixed Route	ADA Paratransit	Demand Response	Total	Fixed Route	ADA Paratransit	Demand Response	Total
Elkins	0	0	0	0	0	0	5	5
Farmington	0	0	11	11	0	0	45	45
Fayetteville	55,862	1,580	501	57,943	67,240	1,671	302	69,213
Goshen	0	0	0	0	0	0	0	0
Greenland	0	0	0	0	0	0	0	0
Johnson	0	0	3	3	0	0	0	0
Lincoln	0	0	0	0	0	0	0	0
Prairie Grove	0	0	0	0	0	0	3	3
Springdale	32,620	1,986	402	35,008	34,826	2,854	330	38,010
Washington County	0	0	2	2	0	0	13	13
West Fork	0	0	6	6	0	0	6	6
Total	88,482	3,566	925	92,973	102,066	4,525	704	107,295

Carroll County	2021				2020			
	Fixed Route	ADA Paratransit	Demand Response	Total	Fixed Route	ADA Paratransit	Demand Response	Total
Berryville	0	0	1,387	1,387	0	0	457	457
Carroll County	0	0	113	113	0	0	141	141
Eureka Springs	0	0	0	0	0	0	0	0
Green Forest	0	0	7	7	0	0	4	4
Total	0	0	1,507	1,507	0	0	602	602

Madison County	2021				2020			
	Fixed Route	ADA Paratransit	Demand Response	Total	Fixed Route	ADA Paratransit	Demand Response	Total
Huntsville	0	0	0	0	0	0	0	0
Madison County	0	0	0	0	0	0	0	0
Total	0	0	0	0	0	0	0	0

Grand Total	2021				2020			
	Fixed Route	ADA Paratransit	Demand Response	Total	Fixed Route	ADA Paratransit	Demand Response	Total
Grand Total	98,929	6,378	3,358	108,665	114,907	6,640	2,200	123,747